

MINUTES OF THE MEETING

SOUTH ROCK ISLAND TOWNSHIP BOARD

STATE OF ILLINOIS
County of Rock Island
South Rock Island Township

The South Rock Island Township Board met at the Township Clerk's Office, 4330 11th Street, Rock Island, IL, on October 25, 2021, at 4:15 pm.

Roll Call:

Officials present: Supervisor Grace Diaz Shirk, Trustee Mark Parr, Jr, Trustee Frank Skafidas, Trustee Bill Sowards, and Trustee KJ Whitley. No officials absent. Township Clerk Nick Camlin reported the presence of a quorum. Assessor Nichole Parker was also present.

Approval of the Agenda and Meeting Minutes:

Whitley moved, and Skafidas seconded, to approve the Agenda (*Record*). Voice vote. Motion carried.

Parr moved, and Whitley seconded, to approve the September 27, 2021, Township Board meeting minutes. Voice vote. Motion carried.

Bi-Annual Review of Closed Session Meeting Minutes:

Parr moved, and Skafidas seconded, to approve the resolution for OMA Review of Minutes of a Meeting Lawfully Closed (*Record*). Voice vote. Motion carried.

Reports:

Grace Diaz Shirk provided the Supervisor's Report (*Record*). The Supervisor provided information to the Township Board regarding the annual police & fire honorees from Louie Alongie with the Knights of Columbus.

Supervisor Shirk updated the Township Board about the installation of the electronic exterior sign.

The Supervisor informed the Township Board that the Annual Financial Report (AFR) was prepared by the accountants and submitted to the state (*Record*).

Township Day was held October 14, 2021, with 58 adults and 20 children participating.

Free leaf bags are available for Rock Island residents at the Township Hall through December 3, 2021.

Supervisor Shirk reported that there were 20 flu shots and 1 Covid vaccine administered at the October 5, 2021, clinic. Another clinic is scheduled for October 28, 2021, from 9:30 to 11:30 am.

There were 210 participants in the October 19, 2021, outdoor Free Give Away event, and 79 winter coats were given out.

Supervisor Shirk thanked the volunteers for Drug Take Back Day on October 23, 2021.

The cost of the fall Township newsletter was \$6,957.30, but advertising revenue of \$3,600, made the total cost to the Township only \$3,357.30.

Nick Camlin provided a verbal Township Clerk's Report (*Record*). Township Clerk Camlin informed the Township Board that he will file a copy of the AFR with the County Clerk's Office this week.

Nichole Parker provided the Assessor's Report (*Record*). Assessor Parker clarified that there were 591 senior freeze sign ups.

The Supervisor reviewed the September 2021 General/Emergency Assistance Report (*Record*).

The September 2021 Client/Public/Senior Citizen Report was printed on the Agenda.

Treasurer's Report and Town Fund & Relief Fund Bills:

The Supervisor provided the Treasurer's Report for September 2021 (*Record*).

The Township Board audited the bills and claims (*Record*). Skafidas moved, and Sowards seconded, to authorize the payment of the Town Fund and Relief Fund bills and transfers in the amount of \$69,291.04. Roll call vote. Five votes in favor: Parr, Skafidas, Sowards, Whitley, and Shirk. No votes in opposition. Motion carried.

MINUTES OF THE MEETING

Unfinished Business:

None.

New Business:

Sowards moved, and Whitley seconded, to approve the proclamation for School Choice Week (*Record*). Voice vote. Motion carried.

Skafidas moved, and Whitley seconded, to approve the Resolution Setting the Township Board Meeting Schedule for 2022 (*Record*). Voice vote. Motion carried.

Approval of the 2022 Staff Holidays (*Record*). Voice vote. Motion carried.

Sowards moved, and Skafidas seconded, to donate \$50 to the Community Caring Conference for an ad in the Community Hero Awards Banquet booklet, if there is time. Roll call vote. Five votes in favor: Parr, Skafidas, Sowards, Whitley, and Shirk. No votes in opposition. Motion carried.

No action was taken on a request for a donation from Friendship Manor.

Parr moved, and Skafidas seconded, to donate \$200 to the Knights of Columbus for Civic Awards in the amounts of \$50 for the police award, \$50 for the fire award, and four \$25 gas cards. Roll call vote. Five votes in favor: Parr, Skafidas, Sowards, Whitley, and Shirk.

No action was taken on a request for a donation from the Rock Island/Milan Education Foundation.

Whitley moved to donate \$5000 to the Martin Luther King Center to support the Thanksgiving dinner give away; motion died for lack of a second. Supervisor Shirk moved, and Sowards seconded, to donate \$1000 to the Martin Luther King Center to support the Thanksgiving dinner give away. Roll call vote. Five votes in favor: Parr, Skafidas, Sowards, Whitley, and Shirk. No votes in opposition. Motion carried.

Public Comments:

Parr asked if there was an update from Alleman High School regarding the use of funds for students, and Supervisor Shirk replied that there was no response to report.

Adjournment:

At 5:02 pm Skafidas moved, and Whitley seconded, to adjourn the meeting. Voice vote. Motion carried.

**THIS IS A CERTIFIED COPY OF THE MINUTES OF THE MEETING APPROVED
BY THE SOUTH ROCK ISLAND TOWNSHIP BOARD ON NOVEMBER 29, 2021.**

Seal—>

Nick Camlin, Township Clerk

Date

AGENDA

**South Rock Island Township
Board Meeting
October 25, 2021
4:15 p.m.**

- I. Call to Order/Roll Call**
- II. Pledge of Allegiance**
- III. Supervisor Prayer**
- IV. Approval of Agenda**
- V. Approval of Minutes from September 27, 2021 meeting**
- VI. Bi-Annual review of closed session meeting minutes**
- VII. Reports**
 - A. Supervisor's Report
 - B. Clerk's Report
 - C. Assessor's Report
 - D. General/Emergency Assistance Client Review for September
 - E. Client/Public/Senior Citizen Report
 - 1. Bus Tickets for Public & Clients for September – 22
 - 2. South Rock Island Township Senior Relief Program for October:
Hy-Vee – Total of 52
 - 3. Senior Denture Program for September – 0
- VIII. Treasurer's Report and Authorization and Transfers of Town Fund and Relief Fund Bills**
- IX. Unfinished Business**
- X. New Business**
 - A. Approval of school choice week proclamation
 - B. Approval of 2022 Monthly Audit Meetings
 - C. Approval of Staff Holidays 2022
 - D. Donations
 - a. Community Caring Conference- Community Hero Awards Banquet
 - b. Friendship Manor- 6th Annual No Show Gala
 - c. R.I. Knights of Columbus Civic Award 2021
 - d. R.I. Milan Education Foundation
 - e. Martin Luther King Center- Thanksgiving Dinner- \$5,000
- X. Public Comments**
- XI. Adjournment**

**SOUTH ROCK ISLAND TOWNSHIP
RESOLUTION
RE: OPEN MEETINGS ACT REVIEW OF MINUTES OF A MEETING LAWFULLY CLOSED**

WHEREAS, the South Rock Island Township Board strictly adheres to all provisions of the Open Meetings Act as defined in 5 ILCS 120; and

WHEREAS, 5 ILCS 120/2.06(c), calls for a periodic review of minutes of meetings lawfully closed to determine if the need for confidentiality still exists as to all or parts of these minutes or that the minutes or portions therefore no longer require confidential treatment and are available for public inspection; and

WHEREAS, review of minutes of closed meetings for all closed sessions held shall occur in April and October of each year.

THEREFORE, BE IT RESOLVED that the following meeting minutes have been determined to contain matters where the need for confidentiality still exists:

- July 31, 2017 for personnel matters.


BE IT FURTHER RESOLVED that the following meeting minutes have been determined to be made available for public inspection:

- None.

This resolution to become effective immediately after passage. Minutes of those meetings determined to be made available for public inspection will be released in accordance with the Open Meetings Act, 5 ILCS 120/2.06(b).

DONE IN OPEN MEETING: October 25, 2021.

APPROVED:


Grace Diaz Shirk, Supervisor


ATTEST:


Nick Camlin, Township Clerk



Supervisor Report for October 2021

1. Sign – Up and training today!
2. AFR – Sent in Numbers match ours but rounded up
3. Pam last day ended up October 8th
4. Township Day – October 14th – 58 adults / 20 children
5. Leaf Bags – October 4th – December 3rd
6. Flu Clinic – 20 Flu – 1 Covid
7. 2nd Flu clinic – Thursday. October 28th – 930 to 11:30
8. Shredd Day – 12 to 14 bins
9. Outdoor Give Away on October 19th - 210 people and 79 coats
10. Drug Take Back Day – October 23rd – Thank you to all who volunteered!
11. Desk to Desk Trick or Treating – October 28th
12. Flu and Covid Clinic – October 28th – 9:30 to 11:30
13. Newsletter - \$6,957.30 minus ads \$3,600 = \$3,357.30 final cost



HOFFMAN & TRANEL, PC
Certified Public Accountants

October 21, 2021

South Rock Island Township
Grace Diaz-Shirk, Supervisor
4330 11th Street
Rock Island, Illinois 61201

Dear Grace-

Enclosed is a copy of the annual financial report for South Rock Island Township, Illinois. The original was successfully submitted to the Office of the State Comptroller online. You will need to file a copy with the County Clerk.

Please let me know if you have questions.

Very truly yours,


Kimberly S. Hoffman, CPA

Enclosures



STATE OF ILLINOIS
COMPTROLLER

SUSANA A. MENDOZA

DO NOT SEND THIS PAPER COPY - THIS IS YOUR COPY.

MAKE SURE YOU HAVE CLICKED THE SUBMIT BUTTON IN
THE COMPTROLLER CONNECT PROGRAM. THIS WILL
PROVIDE THE COMPTROLLER'S OFFICE WITH A COPY
OF YOUR ANNUAL FINANCIAL REPORT.

FY 2021 Annual Financial Report
Multi-Purpose Long Form

CCIF Copy - 10/19/2021 5:13:20 PM

Unit Name : South Rock Island Township


County : Rock Island

Unit Code : 081/170/01

I attest that, to the best of my knowledge, this report represents a complete and accurate statement of the financial position, the Contact Information, the TIF status, the FEIN status, the Total Appropriations, and the Legal Debt Limitation of South Rock Island Township as of the end of this fiscal year.

Written signature of government official
Grace Diaz Shirk, Supervisor

Please Sign :



Date :

10/20/21

Unit Name : South Rock Island Township

Unit Code : 081/170/01

Please be sure to fill out this section accurately. The information you provide below is (1) our primary way of contacting your government, (2) the information we supply to external agencies, and (3) is the name and title we will list on our website. This section should NOT contain ANY of your Accounting Professional's information.

STEP 1: ENTER CONTACT INFORMATION

Is the following information correct and complete? _____ Yes _____ No

A. Contact Person (elected or appointed official responsible for filling out this form.)		B. Chief Executive Officer (Enter your name here ONLY if you are the elected or appointed official <u>responsible</u> for the EXECUTIVE ADMINISTRATION, i.e. mayor, supervisor, or chairman. Your name will be listed with this responsibility on our website.)		C. Chief Financial Officer (Enter your name here ONLY if you are the elected or appointed official <u>responsible</u> for MAINTAINING THE GOVERNMENT'S FINANCIAL RECORDS. Your name will be listed with this responsibility on our website.)	
Grace	Diaz Shirk	Grace	Diaz Shirk	Grace	Diaz Shirk
Supervisor		Supervisor		Supervisor	
4330 11th Street		4330 11th Street		4330 11th Street	
Rock Island		Rock Island		Rock Island	
IL 61201		IL 61201		IL 61201	
Phone: (309) 788-0496 Ext.		Phone: (309) 788-0496 Ext.		Phone: (309) 788-0496 Ext.	
Fax: (309) 788-5578		Fax: (309) 788-5578		Fax: (309) 788-5578	
E-Mail: srit@sritownship.net		E-Mail: srit@sritownship.net		E-Mail: srit@sritownship.net	
D. Purchasing Agent (Enter the Purchasing Agent or if there is no Purchasing Agent, the name of the person responsible for oversight of all competitively bid contracts should be listed.)		E. FOIA Officer (Enter the FOIA Officer or if there is no FOIA Officer, the name of the person responsible for oversight of all FOIA requests should be listed.)		F. TIF Officer (Enter the TIF Officer or if there is no TIF Officer, the name of the person responsible for oversight of all TIF Districts should be listed.)	
Katie	Miller	Nick	Camlin		
Bookkeeper		Clerk			
4330 11th Street		4330 11th Street			
Rock Island		Rock Island			
IL 61201		IL 61201			
Phone: (309) 788-0496 Ext.		Phone: (309) 788-0496 Ext.		Phone:	
Fax: (309) 788-5578		Fax: (309) 788-5578		Fax:	
E-Mail: kmiller@sritownship.net		E-Mail: ncamlin@sritownship.net		E-Mail:	

☒ If the Chief Executive Officer and the Chief Financial Officer are the same person as the Contact Person, please check this box and skip to Step 2.

Unit Name : South Rock Island Township

Unit Code : 081/170/01

STEP 2: VERIFY FISCAL YEAR END

FY END DATE: 3/31/2021

If the fiscal year end date listed above is incorrect, follow the steps outlined in the Comptroller Connect application to provide your official documentation that confirms your fiscal year end date. Upon receipt and approval of this documentation, your fiscal year end date can be officially amended.

STEP 3: GASB 34, ACCOUNTING SYSTEM, DEBT, UTILITY, HOME RULE, TIF, AND PENSION / RETIREMENT BENEFITS

P1. Has your government commenced dissolution proceedings? ☐ Yes ☒ No **Dissolution Filing Date**

A. Has your government implemented GASB 34 in FY 2021 reporting or in previous reporting years? ☒ Yes ☐ No

B. Which type of accounting system does South Rock Island Township use?

☐ Cash - with no assets (Cash Basis) ☐ Modified Accrual/Accrual
☒ Cash - with assets (Modified Cash Basis) ☐ Combination (Explain)

C. Does the government have bonded debt this reporting fiscal year? ☐ Yes ☒ No

If "Yes", indicate the type(s) of debt and complete the Statement of Indebtedness and Debt Limitations and Future Debt pages, located on page F7 and F8.

☐ G.O.Bonds ☐ Revenue Bonds ☐ Alternative Revenue Bonds

D. Does the government have debt, other than bonded debt this reporting fiscal year? ☐ Yes ☒ No

If "Yes", indicate the type(s) of debt and complete the Statement of Indebtedness and Debt Limitations and Future Debt pages, located on page F7 and F8.

☐ Contractual Commitments ☐ Other (Explain)

E. Does the government own or operate a public utility company? ☐ Yes ☒ No

If "Yes", indicate the type(s) of utilities and enter the expenditures in Code 271.

☐ Water/Sewer ☐ Electric/Gas/Transit ☐ 911 Telephone/Telecommunications ☐ Other

F. Is your government a home rule unit? ☐ Yes ☒ No

G. Does the government have a Tax Increment Finance (TIF) district? ☐ Yes ☒ No

H. Does the government have a pension funds or other retirement benefits this reporting fiscal year? ☒ Yes ☐ No

If Yes, indicate the type(s) of pension funds or other retirement benefits and complete the Pension Funds/Retirement Benefits section.

☒ Illinois Municipal Retirement Fund (IMRF) ☐ Police Pension ☐ Fire Pension ☐ Sheriff's Law Enforcement Personnel Plan (SLEP)
☐ Other Pension ☐ Other Post Employment Benefits (OPEB)

Unit Name : South Rock Island Township

Unit Code : 081/170/01

STEP 4: POPULATION, EAV AND EMPLOYEES

What is the total population of South Rock Island Township?^	18,407
What is the total EAV of South Rock Island Township?	\$264,592,795
How many full time employees are paid?*	5
How many part time employees are paid?*	9
What is the total salary paid to all employees?	\$204,905

^ Or provide estimated population.

* Do not include contractual employees.

STEPS 5 AND 6: COMPONENT UNITS AND APPROPRIATIONS

Provide the appropriation for the primary government listed in the first row of the table below.

In the remaining rows, provide the names of all component units along with their appropriations. Indicate if the component units are blended or discretely presented, its fiscal year end date and if the component unit was funded with governmental fund types or enterprise fund types. If the component units are already indicated, that data is based on forms submitted last year. If you have more component units than the rows provided below, please indicate them on an attachment.

If you need assistance with the terms indicated below, refer to the *Chart of Accounts and Definitions* and the *How to Fill Out An AFR* documents.

Name of Unit/Component FUNDS SHOULD NOT BE LISTED HERE*	Appropriation^	Type of Component Unit (Blended or Discretely Presented)	Fiscal Year End	Enterprise Fund Type or Governmental Fund Type
South Rock Island Township	\$686,140		03/31	
Total Appropriations	\$686,140			

* Do not enter funds such as Joint Bridge, Permanent Road, Town Fund, Equipment, Water & Sewer, General Assistance, etc. These funds should be included in Step 8.

^ If the Primary Government or Component Unit does NOT budget or levy taxes, please enter the unit's TOTAL EXPENDITURES.

Unit Name : South Rock Island Township

Unit Code : 081/170/01

STEP 7: OTHER GOVERNMENTS

Indicate any payments South Rock Island Township made to other governments for services or programs (include programs performed on a reimbursement, cost-sharing basis or federal payroll taxes).

Intergovernmental agreements - indicate how much was paid	\$0
Federal government payroll taxes	\$15,241
All other intergovernmental payments	\$415

STEP 8: FUND LISTING & ACCOUNT GROUPS

A. List all funds and how much was spent in FY 2021 for each fund. Also, indicate the Fund Type (Fund Types are at the top of each column beginning on page F1). If any fund names appear below, the data is based on forms submitted last year. Please make all necessary corrections. If you have more fund names than the rows provided below, please indicate them on an attachment.

Fund Name	Expenditure	Fund Type	FY End
Audit Fund	\$239	Special Revenue Fund	03/31
General Assistance	\$134,803	Special Revenue Fund	03/31
Illinois Municipal Retirement Fund	\$24,198	Special Revenue Fund	03/31
Insurance Fund	\$7,631	Special Revenue Fund	03/31
Social Security Fund	\$15,241	Special Revenue Fund	03/31
Town	\$317,876	General Fund	03/31
Total Expenditures	\$499,988		

B. Does South Rock Island Township have assets or liabilities that should be recorded as a part of Account Groups? See Chart of Accounts and Definitions and the How to Fill Out An AFR documents for more information about Account Groups.

___ Yes X No

Unit Name : South Rock Island Township

Unit Code : 081/170/01

STEP 9: GOVERNMENTAL ENTITIES

List of governmental entities that are part of or related to the primary government. Exclude component units detailed in Steps 5 & 6. Most small governments do not have governmental entities.

Entity Name	Relationship

STEP 10: REPORTING

Check any state or local entity where financial reports are filed.

STATE AGENCIES	
<input type="checkbox"/> - Board of Education	<input type="checkbox"/> - Board of Higher Education
<input type="checkbox"/> - DCEO	<input type="checkbox"/> - Department of Insurance
OTHER STATE OR LOCAL OFFICES	
<input checked="" type="checkbox"/> - Illinois Comptroller	<input type="checkbox"/> - Secretary of State
<input type="checkbox"/> - General Assembly - House	<input type="checkbox"/> - General Assembly - Senate
<input checked="" type="checkbox"/> - County Clerk	<input type="checkbox"/> - Circuit Clerk
<input type="checkbox"/> - Governor's Office	<input type="checkbox"/> - Other - _____

Assets

Code	Enter All Amounts in Whole Numbers	Governmental Activity	Business-Like Activity	Fiduciary	Discretely Presented Component Units
Current Assets					
101t	Cash and Cash Equivalent	\$559,126	\$0	\$0	\$0
102t	Investments	\$0	\$0	\$0	\$0
115t	Receivables	\$0	\$0	\$0	\$0
109t	Inventories	\$0	\$0	\$0	\$0
112t	Other Assets (Explain)	\$0	\$0	\$0	\$0
Non-Current Assets					
116t	Capital Assets/Net of Accumulated Depreciation	\$588,516	\$0	\$0	\$0
117t	Other Capital Assets (Explain)	\$0	\$0	\$0	\$0
120t	Total Assets	\$1,147,642	\$0	\$0	\$0
150t	Deferred Outflow of Resources	\$0	\$0	\$0	\$0

Liabilities

Code	Enter All Amounts in Whole Numbers	Governmental Activity	Business-Like Activity	Fiduciary	Discretely Presented Component Units
Current Liabilities					
122t	All Payables	\$0	\$0	\$0	\$0
132t	Deferred Revenues	\$0	\$0	\$0	\$0
128t	Other Liabilities (Explain)	\$6,886	\$0	\$0	\$0
Non-Current/Long Term Liabilities					
129t	Due Within One Year	\$0	\$0	\$0	\$0
130t	Due Beyond One Year	\$0	\$0	\$0	\$0
131t	Other Non-Current/Long Term Liabilities (Explain)	\$0	\$0	\$0	\$0
135t	Total Liabilities	\$6,886	\$0	\$0	\$0
155t	Deferred Inflow of Resources	\$0	\$0	\$0	\$0

Net Position

Code	Enter All Amounts in Whole Numbers	Governmental Activity	Business-Like Activity	Fiduciary	Discretely Presented Component Units
143t	Investments in Capital Assets/Net of Related Debt	\$588,516	\$0	\$0	\$0
148t	Net Position - Restricted	\$258,011	\$0	\$0	\$0
149t	Net Position - Unrestricted	\$294,229	\$0	\$0	\$0
146t	Total Net Position	\$1,140,756	\$0	\$0	\$0

Revenues and Receipts

Code	Enter All Amounts in Whole Numbers	General	Special Revenue	Capital Projects	Debt Service	Enterprise	Internal Service	Fiduciary	Discretely Presented Component Units
Local Taxes		Report In Whole Numbers							
201t	Property Tax	\$327,606	\$130,282	\$0	\$0	\$0	\$0	\$0	\$0
202t	Local Sales Tax	\$0	\$0	\$0	\$0	\$0	\$0	\$0	\$0
203t	Utilities Tax	\$0	\$0	\$0	\$0	\$0	\$0	\$0	\$0
203a	Electric Utilities	\$0	\$0	\$0	\$0	\$0	\$0	\$0	\$0
203b	Water Utilities	\$0	\$0	\$0	\$0	\$0	\$0	\$0	\$0
203c	Communications Utilities	\$0	\$0	\$0	\$0	\$0	\$0	\$0	\$0
203d	Other Utilities (Explain)	\$0	\$0	\$0	\$0	\$0	\$0	\$0	\$0
204t	Other Taxes (Explain)	\$0	\$0	\$0	\$0	\$0	\$0	\$0	\$0
Intergovernmental Receipts & Grants									
211t	State Income Tax	\$0	\$0	\$0	\$0	\$0	\$0	\$0	\$0
212t	State Sales Tax	\$0	\$0	\$0	\$0	\$0	\$0	\$0	\$0
213t	State Motor Fuel Tax	\$0	\$0	\$0	\$0	\$0	\$0	\$0	\$0
214t	State Replacement Tax	\$33,234	\$0	\$0	\$0	\$0	\$0	\$0	\$0
205t	State Gaming Tax(es)	\$0	\$0	\$0	\$0	\$0	\$0	\$0	\$0
215t	Other State Sources (Explain)	\$0	\$0	\$0	\$0	\$0	\$0	\$0	\$0
215a	General Support	\$0	\$0	\$0	\$0	\$0	\$0	\$0	\$0
215b	Public Welfare	\$0	\$0	\$0	\$0	\$0	\$0	\$0	\$0
215c	Health and/or Hospitals	\$0	\$0	\$0	\$0	\$0	\$0	\$0	\$0
215d	Streets and Highways	\$0	\$0	\$0	\$0	\$0	\$0	\$0	\$0
215e	Culture and Recreation	\$0	\$0	\$0	\$0	\$0	\$0	\$0	\$0
215f	Housing/Comm. Development	\$0	\$0	\$0	\$0	\$0	\$0	\$0	\$0
215g	Water Supply System	\$0	\$0	\$0	\$0	\$0	\$0	\$0	\$0
215h	Electric/Gas Power System	\$0	\$0	\$0	\$0	\$0	\$0	\$0	\$0
215i	Mass Transit	\$0	\$0	\$0	\$0	\$0	\$0	\$0	\$0
215j	Other (Explain)	\$0	\$0	\$0	\$0	\$0	\$0	\$0	\$0
225t	Federal Sources	\$0	\$0	\$0	\$0	\$0	\$0	\$0	\$0
225a	General Support	\$0	\$0	\$0	\$0	\$0	\$0	\$0	\$0

Revenues and Receipts

Code	Enter All Amounts in Whole Numbers	General	Special Revenue	Capital Projects	Debt Service	Enterprise	Internal Service	Fiduciary	Discretely Presented Component Units
Intergovernmental Receipts & Grants									
225b	Public Welfare	\$0	\$0	\$0	\$0	\$0	\$0	\$0	\$0
225c	Health and/or Hospitals	\$0	\$0	\$0	\$0	\$0	\$0	\$0	\$0
225d	Streets and Highways	\$0	\$0	\$0	\$0	\$0	\$0	\$0	\$0
225e	Culture and Recreation	\$0	\$0	\$0	\$0	\$0	\$0	\$0	\$0
225f	Housing/Comm. Development	\$0	\$0	\$0	\$0	\$0	\$0	\$0	\$0
225g	Water Supply System	\$0	\$0	\$0	\$0	\$0	\$0	\$0	\$0
225h	Electric/Gas Power System	\$0	\$0	\$0	\$0	\$0	\$0	\$0	\$0
225i	Mass Transit	\$0	\$0	\$0	\$0	\$0	\$0	\$0	\$0
225j	Other (Explain)	\$0	\$0	\$0	\$0	\$0	\$0	\$0	\$0
226t	Other Intergovernmental Sources (Explain)	\$0	\$0	\$0	\$0	\$0	\$0	\$0	\$0
Other Sources									
231t	Licenses and Permits	\$0	\$0	\$0	\$0	\$0	\$0	\$0	\$0
233t	Fines and Forfeitures	\$0	\$0	\$0	\$0	\$0	\$0	\$0	\$0
234t	Charges for Services	\$10,660	\$0	\$0	\$0	\$0	\$0	\$0	\$0
234a	Water Utilities	\$0	\$0	\$0	\$0	\$0	\$0	\$0	\$0
234b	Gas Utilities	\$0	\$0	\$0	\$0	\$0	\$0	\$0	\$0
234c	Electric Utilities	\$0	\$0	\$0	\$0	\$0	\$0	\$0	\$0
234d	Transit Utilities	\$0	\$0	\$0	\$0	\$0	\$0	\$0	\$0
234e	Sewer Utilities	\$0	\$0	\$0	\$0	\$0	\$0	\$0	\$0
234f	Refuse and Disposal Charges	\$0	\$0	\$0	\$0	\$0	\$0	\$0	\$0
234g	Parking	\$0	\$0	\$0	\$0	\$0	\$0	\$0	\$0
234h	Housing	\$0	\$0	\$0	\$0	\$0	\$0	\$0	\$0
234i	Highway or Bridge Tolls	\$0	\$0	\$0	\$0	\$0	\$0	\$0	\$0
234j	Culture and Recreation	\$0	\$0	\$0	\$0	\$0	\$0	\$0	\$0
234k	Other (Explain)	\$10,660	\$0	\$0	\$0	\$0	\$0	\$0	\$0
235t	Interest	\$1,691	\$1,166	\$0	\$0	\$0	\$0	\$0	\$0
236t	Miscellaneous (Explain)	\$5,722	\$10,035	\$0	\$0	\$0	\$0	\$0	\$0
240t	Total Receipts and Revenue	\$378,913	\$141,483	\$0	\$0	\$0	\$0	\$0	\$0

Disbursements, Expenditures and Expenses

Code	Enter All Amounts in Whole Numbers	General	Special Revenue	Capital Projects	Debt Service	Enterprise	Internal Service	Fiduciary	Discretely Presented Component Units
Report In Whole Numbers									
251t	General Government	\$264,118	\$138,074	\$0	\$0	\$0	\$0	\$0	\$0
251a	Financial Administration	\$264,118	\$138,074	\$0	\$0	\$0	\$0	\$0	\$0
251b	General Administrative Buildings	\$0	\$0	\$0	\$0	\$0	\$0	\$0	\$0
251c	Central Administration	\$0	\$0	\$0	\$0	\$0	\$0	\$0	\$0
251d	Other (Explain)	\$0	\$0	\$0	\$0	\$0	\$0	\$0	\$0
252t	Public Safety	\$0	\$0	\$0	\$0	\$0	\$0	\$0	\$0
252a	Police	\$0	\$0	\$0	\$0	\$0	\$0	\$0	\$0
252b	Fire	\$0	\$0	\$0	\$0	\$0	\$0	\$0	\$0
252c	Regulation - Building Inspection	\$0	\$0	\$0	\$0	\$0	\$0	\$0	\$0
252d	Other (Explain)	\$0	\$0	\$0	\$0	\$0	\$0	\$0	\$0
253t	Corrections	\$0	\$0	\$0	\$0	\$0	\$0	\$0	\$0
254t	Judiciary and Legal	\$0	\$0	\$0	\$0	\$0	\$0	\$0	\$0
255t	Transportation and Public Works	\$0	\$0	\$0	\$0	\$0	\$0	\$0	\$0
255a	Streets and Highways	\$0	\$0	\$0	\$0	\$0	\$0	\$0	\$0
255b	Airports	\$0	\$0	\$0	\$0	\$0	\$0	\$0	\$0
255c	Parking Meters	\$0	\$0	\$0	\$0	\$0	\$0	\$0	\$0
255d	Parking Facilities	\$0	\$0	\$0	\$0	\$0	\$0	\$0	\$0
255e	Other (Explain)	\$0	\$0	\$0	\$0	\$0	\$0	\$0	\$0
256t	Social Services	\$29,304	\$44,039	\$0	\$0	\$0	\$0	\$0	\$0
256a	Welfare	\$29,304	\$44,039	\$0	\$0	\$0	\$0	\$0	\$0
256b	Health (Other than hospitals)	\$0	\$0	\$0	\$0	\$0	\$0	\$0	\$0
256c	Hospital Operations	\$0	\$0	\$0	\$0	\$0	\$0	\$0	\$0
256d	Cemeteries	\$0	\$0	\$0	\$0	\$0	\$0	\$0	\$0
256e	Other (Explain)	\$0	\$0	\$0	\$0	\$0	\$0	\$0	\$0

Disbursements, Expenditures and Expenses

Code	Enter All Amounts in Whole Numbers	General	Special Revenue	Capital Projects	Debt Service	Enterprise	Internal Service	Fiduciary	Discretely Presented Component Units
Report In Whole Numbers									
257t	Culture and Recreation	\$0	\$0	\$0	\$0	\$0	\$0	\$0	\$0
257a	Library	\$0	\$0	\$0	\$0	\$0	\$0	\$0	\$0
257b	Parks	\$0	\$0	\$0	\$0	\$0	\$0	\$0	\$0
257c	Other (Explain)	\$0	\$0	\$0	\$0	\$0	\$0	\$0	\$0
258t	Housing	\$0	\$0	\$0	\$0	\$0	\$0	\$0	\$0
275t	Environment	\$0	\$0	\$0	\$0	\$0	\$0	\$0	\$0
275a	Sewage	\$0	\$0	\$0	\$0	\$0	\$0	\$0	\$0
275b	Solid Waste Management	\$0	\$0	\$0	\$0	\$0	\$0	\$0	\$0
275c	Other (Explain)	\$0	\$0	\$0	\$0	\$0	\$0	\$0	\$0
259t	Debt	\$0	\$0	\$0	\$0	\$0	\$0	\$0	\$0
259a	Interest	\$0	\$0	\$0	\$0	\$0	\$0	\$0	\$0
259b	Principal	\$0	\$0	\$0	\$0	\$0	\$0	\$0	\$0
271t	Public Utility Company	\$0	\$0	\$0	\$0	\$0	\$0	\$0	\$0
271a	Water	\$0	\$0	\$0	\$0	\$0	\$0	\$0	\$0
271b	Electric	\$0	\$0	\$0	\$0	\$0	\$0	\$0	\$0
271c	Transit	\$0	\$0	\$0	\$0	\$0	\$0	\$0	\$0
271d	Other (Explain)	\$0	\$0	\$0	\$0	\$0	\$0	\$0	\$0
272t	Depreciation	\$0	\$0	\$0	\$0	\$0	\$0	\$0	\$0
280t	Capital Outlay	\$24,453	\$0	\$0	\$0	\$0	\$0	\$0	\$0
260t	Other Expenditures/Expenses (Explain)	\$0	\$0	\$0	\$0	\$0	\$0	\$0	\$0
270t	Total Expenditures/Expense	\$317,875	\$182,113	\$0	\$0	\$0	\$0	\$0	\$0

Fund Balances and Other Financing Sources (Uses)

Code	Enter All Amounts in Whole Numbers	General	Special Revenue	Capital Projects	Debt Service	Enterprise	Internal Service	Fiduciary	Discretely Presented Component Units
Report In Whole Numbers									
301t	Excess of receipts/revenues over (under) expenditures/expenses (240t-270t)	\$61,038	(\$40,630)	\$0	\$0	\$0	\$0	\$0	\$0
302t	Operating transfers in	\$0	\$0	\$0	\$0	\$0	\$0	\$0	\$0
303t	Operating transfers out	\$0	\$0	\$0	\$0	\$0	\$0	\$0	\$0
304t	Bond proceeds	\$0	\$0	\$0	\$0	\$0	\$0	\$0	\$0
305t	Other long term debt (Explain)	\$0	\$0	\$0	\$0	\$0	\$0	\$0	\$0
306t	Net increase (decrease) in fund balance (301t + 302t - 303t + 304t + 305t)	\$61,038	(\$40,630)	\$0	\$0	\$0	\$0	\$0	\$0
307t	Previous year fund balance	\$233,191	\$298,641	\$0	\$0	\$0	\$0	\$0	\$0
308t	Other (Explain)	\$0	\$0	\$0	\$0	\$0	\$0	\$0	\$0
310t	Current Year Ending Fund Balance (306t + 307t + 308t)	\$294,229	\$258,011	\$0	\$0	\$0	\$0	\$0	\$0

Statement of Indebtedness (Governmental & Proprietary combined)

Debt Instruments for All Funds	Code	Outstanding Beginning of Year	Code	Issued Current Fiscal Year	Code	Retired Current Fiscal Year	Code	Outstanding End of Year	Original Issue Amount	Final Maturity Date	Interest Rate Ranges-Lowest	Interest Rate Ranges-Highest
Report in Whole Numbers												
General Obligation Bonds	400	\$0	406	\$0	412	\$0	418	\$0	\$0			
Water	400a	\$0	406a	\$0	412a	\$0	418a	\$0	\$0		0.00%	0.00%
Electric	400b	\$0	406b	\$0	412b	\$0	418b	\$0	\$0		0.00%	0.00%
Transportation	400c	\$0	406c	\$0	412c	\$0	418c	\$0	\$0		0.00%	0.00%
Housing	400d	\$0	406d	\$0	412d	\$0	418d	\$0	\$0		0.00%	0.00%
Other (Explain)	400e	\$0	406e	\$0	412e	\$0	418e	\$0	\$0		0.00%	0.00%
Revenue Bonds	401	\$0	407	\$0	413	\$0	419	\$0	\$0			
Water	401a	\$0	407a	\$0	413a	\$0	419a	\$0	\$0		0.00%	0.00%
Electric	401b	\$0	407b	\$0	413b	\$0	419b	\$0	\$0		0.00%	0.00%
Transportation	401c	\$0	407c	\$0	413c	\$0	419c	\$0	\$0		0.00%	0.00%
Housing	401d	\$0	407d	\$0	413d	\$0	419d	\$0	\$0		0.00%	0.00%
Other (Explain)	401e	\$0	407e	\$0	413e	\$0	419e	\$0	\$0		0.00%	0.00%
Alternate Revenue Bonds	402	\$0	408	\$0	414	\$0	420	\$0	\$0		0.00%	0.00%
Contractual Commitments	403	\$0	409	\$0	415	\$0	421	\$0	\$0		0.00%	0.00%
Other (Explain)	404	\$0	410	\$0	416	\$0	422	\$0	\$0		0.00%	0.00%
Total Debt	405	\$0	411	\$0	417	\$0	423	\$0				

Debt Limitations and Future Debt

☐ I certify that South Rock Island Township does not have Legal Debt Limitation

☐ Based on Statute

☐ Based on Other

Total Legal Debt Limitation: \$0

Total Debt Applicable to the limit: \$0

Legal Debt Margin: \$0

Legal Debt Margin (%): 0.00%

Future Debt Service Requirements for Bonded Debt listed above

Year Ending	Principal	Interest	Total
2022	\$0	\$0	\$0
2023	\$0	\$0	\$0
2024	\$0	\$0	\$0
2025	\$0	\$0	\$0
2026	\$0	\$0	\$0
2027-2031	\$0	\$0	\$0
2032-2036	\$0	\$0	\$0
2036-2041	\$0	\$0	\$0
TOTAL	\$ 0	\$ 0	\$ 0

Please provide a summary of the authorized debt limitations, including any statutory references.

Pension Funds / Retirement Benefits

Code	Enter All Amounts in Whole Numbers	IMRF			Police Pension			Fire Pension		
		2018	2019	2020	Year 1	Year 2	Year 3	Year 1	Year 2	Year 3
500	Actuarial Valuation Date (VD)	12/31/2018	12/31/2019	12/31/2020						
500a	Reporting Date (RD)	12/31/2018	12/31/2019	12/31/2020						
500b	Measurement Date (MD)	12/31/2018	12/31/2019	12/31/2020						
501	Total Pension Liability (TPL)	\$493,109	\$555,513	\$606,387	\$0	\$0	\$0	\$0	\$0	\$0
502	Plan Fiduciary Net Position (FNP)	\$272,781	\$340,645	\$443,416	\$0	\$0	\$0	\$0	\$0	\$0
503	Net Pension Liability (NPL)	\$220,328	\$214,868	\$162,971	\$0	\$0	\$0	\$0	\$0	\$0
504	Plan Fiduciary Net Position as a Percentage of Total Pension Liability	55.31%	61.32%	73.12%	0.00%	0.00%	0.00%	0.00%	0.00%	0.00%
505	Net Pension Obligation/ Net OPEB Obligation	\$220,328	\$214,868	\$162,971	\$0	\$0	\$0	\$0	\$0	\$0

Enter All Amounts in Whole Numbers

Code		SLEP			Other Pension			OPEB (Net)		
		Year 1	Year 2	Year 3	Year 1	Year 2	Year 3	Year 1	Year 2	Year 3
500	Actuarial Valuation Date (VD)									
500a	Reporting Date (RD)									
500b	Measurement Date (MD)									
501	Total Pension Liability (TPL)	\$0	\$0	\$0	\$0	\$0	\$0	\$0	\$0	\$0
502	Plan Fiduciary Net Position (FNP)	\$0	\$0	\$0	\$0	\$0	\$0	\$0	\$0	\$0
503	Net Pension Liability (NPL)	\$0	\$0	\$0	\$0	\$0	\$0	\$0	\$0	\$0
504	Plan Fiduciary Net Position as a Percentage of Total Pension Liability	0.00%	0.00%	0.00%	0.00%	0.00%	0.00%	0.00%	0.00%	0.00%
505	Net Pension Obligation / Net OPEB Obligation	\$0	\$0	\$0	\$0	\$0	\$0	\$0	\$0	\$0

Capital Outlay*

Code	Function	These are not funds	
		Construction	Land, Structures, and Equipment
601t	General Government	\$0	\$0
602t	Law Enforcement	\$0	\$0
603t	Corrections	\$0	\$0
604t	Fire	\$0	\$0
605t	Sewerage	\$0	\$0
606t	Sanitation and Wastewater	\$0	\$0
607t	Parks and Recreation	\$0	\$0
608t	Housing and Community Development	\$0	\$0
609t	Highways, Roads and Bridges	\$0	\$0
610t	Parking Facilities	\$0	\$0
611t	Welfare	\$0	\$0
612t	Hospital	\$0	\$0
613t	Water	\$0	\$0
614t	Nursing Homes	\$0	\$0
615t	Conservation and Natural Resources	\$0	\$0
616t	Libraries	\$0	\$0
617t	Other	\$0	\$0

*This page should only be filled out if you have spent funds for capital projects or development.

*The Capital Outlay page is requested by the U.S. Census Bureau and is considered optional by the State Comptroller.

*If you complete this page you WILL NOT have to complete the Survey of Government Finances from the U.S. Census Bureau.

*If you do NOT complete this page the U.S. Census Bureau will contact you for further information.

Explanation or Comments

<u>Type</u>	<u>Explanation</u>
128t	Payroll Liabilities
234k	Rental Income
236t	Miscellaneous income includes donations, agreements with other townships to provide general assistance services and reimbursement from social security for general assistance previously paid for.

Office of the Comptroller, Susana A. Mendoza
FY 2021 AFR
Multi-Purpose Form

F11

CPA Information

According to the Governmental Account Audit Act [50 ILCS 310], an Annual Audit submitted to the IL Office of the Comptroller shall be performed by a licensed public accountant, with a valid certificate as a public accountant under the Illinois Public Accounting Act [225 ILCS 450]. Please access the website of the Illinois General Assembly (www.ilga.gov/legislation/ilcs/ilcs.asp) to view these Acts. **If your government is required to submit an Annual Audit, please complete the following:**

Is the Licensed Certified Public Accountant performing your audit working as an individual licensed in Illinois, or are they working in association with a Public Accounting Firm or a Professional Service Corporation licensed in Illinois, or are they licensed in another state? Please use a checkmark to select one choice:

☐ Individual Licensed Certified Public Accountant ☒ Public Accounting Firm (IL License) ☐ Professional Service Corporation (IL License)
☐ Out-of-State (Individual / Public Accounting Firm / Professional Service Corporation)

Is the Licensed Certified Public Accountant performing your audit working as an individual licensed in Illinois, or are they working in association with a Public Accounting Firm or a Professional Service Corporation licensed in Illinois, or are they licensed in another state? Please use a checkmark to select one choice:

Enter the active 9-digit License#:	066003312	License Status:	ACTIVE
Business Name:	Carpentier Mitchell Goddard & Co		
Address:	4915 21st Avenue A	Address 2:	
City:	Moline	State:	IL ZIP: 61265-8906
Phone:	3097623626	Ext.:	
Last Name:	Gosse	First Name:	David
Phone:	3097623626	Ext.:	
		Fax:	3097624465
		E-Mail:	dgosse@cmgcpas.com
		Title:	CPA
		E-Mail:	dgosse@cmgcpas.com

List of Error(s) still needing to be resolved

Critical

Reminder: EMail Validation Required


Non-Critical

Reminder: Option #1 Selected for FY 2021 – No Audit Due for FY 2022 - 2024
Reminder: Option #1 Selected for FY 2017 – No Audit Due for FY 2018 - 2020
No Component Units Listed
Record Your State Motor Fuel Tax
Deferred Outflow of Resources?
Deferred Inflow of Resources?

Assessor's Report

October 25, 2021

- Senior Freeze: 91
- Home Visits: 5
- Board of Review ended on 10/18/21 – 20 Complaints total
 - Friendship Manor
 - Hy-Vee



Assistance Report for September 2021

131 Total residents came into the township for various reasons.

General Assistance

109 People inquired about General Assistance.

4 of those are active clients.

0 of those were approved for General Assistance.

0 clients were terminated

0 client were sanctioned for up to 90 days.

0 client was denied assistance for various reasons.

14 Vendor vouchers were processed.

0 Medical vouchers were processed.

Emergency Assistance

0 People inquired about Emergency Assistance.

0 Clients was approved.

0 Voucher was processed.

0 Person denied

Additional Assistance

0 Cases were processed for Additional Assistance

GIVEAWAY

544 People

Miscellaneous

22 Bus tickets were given out.

36 Residents came in for copies, laminations, or faxes.

73 Residents came in for other reasons.

10 Bills were processed and paid for Assistance.

Intergovernmental Townships

Edgington Township no cases were processed.


Rural Township no cases were processed.

Drury Township no cases were processed.

Preemption Township no cases were processed.

Buffalo Prairie Township no cases were processed.

Andalusia Township no cases were processed.



HOFFMAN & TRANEL, PC
Certified Public Accountants

Grace Diaz Shirk, Supervisor
South Rock Island Township
4330 11th Street
Rock Island, IL 61201

Management is responsible for the accompanying financial statements of South Rock Island Township (a government agency), which comprise the statements of assets, liabilities, and fund balances – cash basis as of September 30, 2021 and the related statements of revenues and expenses – cash basis for the month then ended and year to date. In accordance with Statements on Standards for Accounting and Review Services promulgated by the Accounting and Review Services Committee of the AICPA. We did not audit or review the financial statements nor were we required to perform any procedures to verify the accuracy or completeness of the information provided by management. Accordingly, we do not express an opinion, a conclusion, nor provide any form of assurance on these financial statements.

The financial statements are prepared in accordance with the cash basis of accounting, a comprehensive basis of accounting other than accounting principles generally accepted in the United States of America.

The accompanying annual appropriations listing of South Rock Island Township for the year ending March 31, 2022 has not been compiled or examined by us, and accordingly, we do not express an opinion or any other form of assurance on it.

The Township has elected to comply with the provisions of GASB Statement No. 34, Basis Financial Statements – and Management’s Discussion and Analysis – for State and Local Governments, as amended and interpreted. This requires that the Township reflect its fixed assets net of depreciation. The balance reflected is from their March 31, 2020 Illinois Annual Financial Report.

Management has elected to omit substantially all of the disclosures ordinarily included in financial statements prepared in accordance with the cash basis of accounting. If the omitted disclosures were included in the financial statements, they might influence the user’s conclusions about the government’s assets, liabilities, fund balances, revenues, and expenditures. Accordingly, the financial statements are not designed for those who are not informed about such matters.

Hoffman & Tranel, PC

Hoffman & Tranel, PC
Rock Island, IL
October 5, 2021

South Rock Island Township
Statement of Assets, Liabilities, & Fund Balances-Cash Basis
Unaudited - September 30, 2021

	Sep 30, 21
ASSETS	
Current Assets	
Checking/Savings	
1001 Checking/ Am. Bank- TF	612,143.41
1101 Checking/ Am. Bank- GA	224,906.86
1130 Petty Cash	131.83
Total Checking/Savings	837,182.10
Total Current Assets	837,182.10
Fixed Assets	
1500 Building	572,117.94
1600 Equipment	18,870.29
Total Fixed Assets	590,988.23
TOTAL ASSETS	1,428,170.33
LIABILITIES & EQUITY	
Liabilities	
Current Liabilities	
Other Current Liabilities	
3320 Acrd Fed W/H Payable	1,186.00
3330 Acrd Soc/Med Payable	1,852.32
3340 Acrd IL W/H Tax Payable	678.44
3345 Accrued IA W/H Tax Payable	282.00
3350 Acrd IL U/C Tax Payable	66.01
3360 Acrd IMRF	0.12
3371 Acrd Aflac	496.32
Total Other Current Liabilities	4,561.21
Total Current Liabilities	4,561.21
Total Liabilities	4,561.21
Equity	
4500 Fund Bal-Town Fund	294,228.92
4510 Fund Bal-Social Security	10,433.12
4520 Fund Bal-Gen Assitance	201,531.18
4530 Fund Bal-Audit Fund	7,045.61
4540 Fund Bal-Insurance Fund	9,301.08
4550 Fund Bal-IL Muni Retmnt	29,699.97
4560 Investments-Capital Assets	590,988.23
Net Income	280,381.01
Total Equity	1,423,609.12
TOTAL LIABILITIES & EQUITY	1,428,170.33

South Rock Island Township

STATEMENTS OF REVENUE COLLECTED & EXPENDITURES PAID
TOWN FUND/TOTAL-CASH BASIS-UNAUDITED-PER END SEPT 30, 2021

	Sep 21	Budget	\$ Over Budget	Apr - Sep 21	YTD Budget	\$ Over Budget	Annual Budget
Income							
5000 Property Tax	66,516.58	27,500.00	39,016.58	260,392.14	165,000.00	95,392.14	330,000.00
5010 Replacement Tax	0.00	3,000.00	-3,000.00	31,132.13	18,000.00	13,132.13	36,000.00
5020 Interest Income	233.61	125.00	108.61	1,124.53	750.00	374.53	1,500.00
5030 Rental Income	520.00	1,040.00	-520.00	6,130.00	6,240.00	-110.00	12,480.00
5200 Donations & Advertisement	1,800.00	0.00	1,800.00	2,960.00	0.00	2,960.00	0.00
5500 Gain (Loss) Sale of Assets	0.00	0.00	0.00	101,820.00	0.00	101,820.00	0.00
Total Income	69,070.19	31,665.00	37,405.19	403,558.80	189,990.00	213,568.80	379,980.00
Gross Profit	69,070.19	31,665.00	37,405.19	403,558.80	189,990.00	213,568.80	379,980.00
Expense							
ADMIN & EXPENDITURES							
60 - Personnel							
6000 Salaries	12,972.59	14,333.33	-1,360.74	77,396.06	85,999.98	-8,603.92	172,000.00
6020 Health Insurance	1,672.33	1,708.33	-36.00	10,033.98	10,249.98	-216.00	20,500.00
6060 Medical Clinic	0.00	291.66	-291.66	403.33	1,749.96	-1,346.63	3,500.00
Total 60 - Personnel	14,644.92	16,333.32	-1,688.40	87,833.37	97,999.92	-10,166.55	196,000.00
61 - Contractual Services							
6100 Accounting Services	375.00	435.00	-60.00	2,250.00	2,610.00	-360.00	5,220.00
6110 Bldg Maintenance & Repairs	1,479.98	1,500.00	-20.02	7,151.72	9,000.00	-1,848.28	18,000.00
6120 Building Security	0.00	133.33	-133.33	150.00	799.98	-649.98	1,600.00
6130 Copier/Computer/Software	490.25	1,308.33	-818.08	8,084.30	7,849.98	234.32	15,700.00
6140 Dues & Subscriptions	13.98	233.34	-219.36	1,447.12	1,399.96	47.16	2,800.00
6150 Legal & Professional	0.00	666.67	-666.67	1,387.00	3,999.98	-2,612.98	8,000.00
6160 Postage	440.00	687.50	-247.50	716.30	4,125.00	-3,408.70	8,250.00
6170 Publishing	293.96	525.00	-231.04	394.01	3,150.00	-2,755.99	6,300.00
6190 Telephone	691.19	833.33	-142.14	4,164.54	4,999.98	-835.44	10,000.00
6200 Travel/Training	-20.00	641.66	-661.66	1,757.08	3,849.96	-2,092.88	7,700.00
6210 1019 27th Ave	0.00	250.00	-250.00	675.40	1,500.00	-824.60	3,000.00
6220 Utilities	402.43	333.33	69.10	1,584.53	1,999.98	-415.45	4,000.00
Total 61 - Contractual Services	4,166.79	7,547.49	-3,380.70	29,762.00	45,284.82	-15,522.82	90,570.00
63 - Commodities							
6310 Miscellaneous	109.91	208.34	-98.43	1,593.73	1,249.96	343.77	2,500.00
6320 Office Supplies	385.90	500.00	-114.10	1,721.86	2,999.96	-1,278.10	6,000.00
6390 Contingencies	0.00	4,291.67	-4,291.67	0.00	25,749.98	-25,749.98	51,500.00
Total 63 - Commodities	495.81	5,000.01	-4,504.20	3,315.59	29,999.90	-26,684.31	60,000.00
64 - Capital Outlay/Building							
6400 Building/Upgrade	0.00	833.33	-833.33	0.00	4,999.98	-4,999.98	10,000.00
6410 Equipment	0.00	1,875.00	-1,875.00	3,354.00	11,249.96	-7,895.96	22,500.00
Total 64 - Capital Outlay/Building	0.00	2,708.33	-2,708.33	3,354.00	16,249.94	-12,895.94	32,500.00

South Rock Island Township

STATEMENTS OF REVENUE COLLECTED & EXPENDITURES PAID
TOWN FUND/TOTAL-CASH BASIS-UNAUDITED-PER END SEPT 30, 2021

	Sep 21	Budget	\$ Over Budget	Apr - Sep 21	YTD Budget	\$ Over Budget	Annual Budget
66 - Miscellaneous Expenditures							
6600 Community Development	0.00	250.00	-250.00	2,334.04	1,500.00	834.04	3,000.00
6610 Social Services	0.00	166.67	-166.67	1,000.00	999.98	0.02	2,000.00
6620 Senior Citizen Services	3,000.00	2,166.67	833.33	9,176.19	13,000.02	-3,823.83	26,000.00
6630 Youth & Youth Ed	0.00	916.67	-916.67	3,200.00	5,499.98	-2,299.98	11,000.00
6640 Programs/Events GS	254.81	541.67	-286.86	1,149.65	3,249.98	-2,100.33	6,500.00
Total 66 - Miscellaneous Expenditures	3,254.81	4,041.68	-786.87	16,859.88	24,249.96	-7,390.08	48,500.00
Total ADMIN & EXPENDITURES	22,562.33	35,630.83	-13,068.50	141,124.84	213,784.54	-72,659.70	427,570.00
Total Expense	22,562.33	35,630.83	-13,068.50	141,124.84	213,784.54	-72,659.70	427,570.00
Net Income	46,507.86	-3,965.83	50,473.69	262,433.96	-23,794.54	286,228.50	-47,590.00

South Rock Island Township

STATEMENTS OF REVENUE COLLECTED & EXPENDITURES PAID
TOWN FUND-CASH BASIS-UNAUDITED-PER-END SEPT 30, 2021

	Sep 21	Budget	\$ Over Budget	Apr - Sep 21	YTD Budget	\$ Over Budget	Annual Budget
Income							
5000 Property Tax	66,516.58	27,500.00	39,016.58	260,392.14	165,000.00	95,392.14	330,000.00
5010 Replacement Tax	0.00	3,000.00	-3,000.00	31,132.13	18,000.00	13,132.13	36,000.00
5020 Interest Income	233.61	125.00	108.61	1,124.53	750.00	374.53	1,500.00
5030 Rental Income	520.00	1,040.00	-520.00	6,130.00	6,240.00	-110.00	12,480.00
5200 Donations & Advertisement	1,800.00	0.00	1,800.00	2,960.00	0.00	2,960.00	0.00
5500 Gain (Loss) Sale of Assets	0.00	0.00	0.00	101,820.00	0.00	101,820.00	0.00
Total Income	69,070.19	31,665.00	37,405.19	403,558.80	189,990.00	213,568.80	379,980.00
Gross Profit	69,070.19	31,665.00	37,405.19	403,558.80	189,990.00	213,568.80	379,980.00
Expense							
ADMIN & EXPENDITURES							
60 - Personnel							
6000 Salaries	8,721.33	10,000.00	-1,278.67	53,054.65	60,000.00	-6,945.35	120,000.00
6020 Health Insurance	492.16	583.33	-91.17	2,952.96	3,499.98	-547.02	7,000.00
6060 Medical Clinic	0.00	83.33	-83.33	134.44	499.98	-365.54	1,000.00
Total 60 - Personnel	9,213.49	10,666.66	-1,453.17	56,142.05	63,999.96	-7,857.91	128,000.00
61 - Contractual Services							
6100 Accounting Services	375.00	435.00	-60.00	2,250.00	2,610.00	-360.00	5,220.00
6110 Bldg Maintenance & Repairs	1,479.98	1,500.00	-20.02	7,151.72	9,000.00	-1,848.28	18,000.00
6120 Building Security	0.00	133.33	-133.33	0.00	799.98	-799.98	1,600.00
6130 Copier/Computer/Software	245.10	475.00	-229.90	1,679.55	2,850.00	-1,170.45	5,700.00
6140 Dues & Subscriptions	0.00	166.67	-166.67	1,348.19	999.98	348.21	2,000.00
6150 Legal & Professional	0.00	541.67	-541.67	1,387.00	3,249.98	-1,862.98	6,500.00
6160 Postage	440.00	625.00	-185.00	439.45	3,750.00	-3,310.55	7,500.00
6170 Publishing	293.96	525.00	-231.04	394.01	3,150.00	-2,755.99	6,300.00
6190 Telephone	230.39	333.33	-102.94	1,388.17	1,999.98	-611.81	4,000.00
6200 Travel/Training	-20.00	208.33	-228.33	284.24	1,249.98	-965.74	2,500.00
6210 1019 27th Ave	0.00	250.00	-250.00	675.40	1,500.00	-824.60	3,000.00
6220 Utilities	402.43	333.33	69.10	1,584.53	1,999.98	-415.45	4,000.00
Total 61 - Contractual Services	3,446.86	5,526.66	-2,079.80	18,582.26	33,159.88	-14,577.62	66,320.00
63 - Commodities							
6310 Miscellaneous	109.91	166.67	-56.76	1,593.73	999.98	593.75	2,000.00
6320 Office Supplies	385.90	333.33	52.57	1,303.77	1,999.98	-696.21	4,000.00
6390 Contingencies	0.00	4,166.67	-4,166.67	0.00	24,999.98	-24,999.98	50,000.00
Total 63 - Commodities	495.81	4,666.67	-4,170.86	2,897.50	27,999.94	-25,102.44	56,000.00
64 - Capital Outlay/Building							
6400 Building/Upgrade	0.00	833.33	-833.33	0.00	4,999.98	-4,999.98	10,000.00
6410 Equipment	0.00	1,666.67	-1,666.67	1,118.00	9,999.98	-8,881.98	20,000.00
Total 64 - Capital Outlay/Building	0.00	2,500.00	-2,500.00	1,118.00	14,999.96	-13,881.96	30,000.00

South Rock Island Township

STATEMENTS OF REVENUE COLLECTED & EXPENDITURES PAID
TOWN FUND-CASH BASIS-UNAUDITED-PER. END SEPT 30, 2021

	Sep 21	Budget	\$ Over Budget	Apr - Sep 21	YTD Budget	\$ Over Budget	Annual Budget
66 - Miscellaneous Expenditures							
6600 Community Development	0.00	250.00	-250.00	2,334.04	1,500.00	834.04	3,000.00
6610 Social Services	0.00	166.67	-166.67	1,000.00	999.98	0.02	2,000.00
6620 Senior Citizen Services	3,000.00	2,166.67	833.33	9,176.19	13,000.02	-3,823.83	26,000.00
6630 Youth & Youth Ed	0.00	916.67	-916.67	3,200.00	5,499.98	-2,299.98	11,000.00
6640 Programs/Events GS	254.81	541.67	-286.86	1,149.65	3,249.98	-2,100.33	6,500.00
Total 66 - Miscellaneous Expenditur...	3,254.81	4,041.68	-786.87	16,859.88	24,249.96	-7,390.08	48,500.00
Total ADMIN & EXPENDITURES	16,410.97	27,401.67	-10,990.70	95,599.69	164,409.70	-68,810.01	328,820.00
Total Expense	16,410.97	27,401.67	-10,990.70	95,599.69	164,409.70	-68,810.01	328,820.00
Net Income	52,659.22	4,263.33	48,395.89	307,959.11	25,580.30	282,378.81	51,160.00

South Rock Island Township

STATEMENTS OF REVENUE COLLECTED & EXPENDITURES PAID
TOWN FUND ASSR-CASH BASIS-UNAUDITED-PER.END SEPT 30, 2021

	Sep 21	Budget	\$ Over Budget	Apr - Sep 21	YTD Budget	\$ Over Budget	Annual Budget
Expense							
ADMIN & EXPENDITURES							
60 - Personnel							
6000 Salaries	4,251.26	4,333.33	-82.07	24,341.41	25,999.98	-1,658.57	52,000.00
6020 Health Insurance	1,180.17	1,125.00	55.17	7,081.02	6,750.00	331.02	13,500.00
6060 Medical Clinic	0.00	208.33	-208.33	268.89	1,249.98	-981.09	2,500.00
Total 60 - Personnel	5,431.43	5,666.66	-235.23	31,691.32	33,999.96	-2,308.64	68,000.00
61 - Contractual Services							
6120 Building Security	0.00	0.00	0.00	150.00	0.00	150.00	0.00
6130 Copier/Computer/Software	245.15	833.33	-588.18	6,404.75	4,999.98	1,404.77	10,000.00
6140 Dues & Subscriptions	13.98	66.67	-52.69	98.93	399.98	-301.05	800.00
6150 Legal & Professional	0.00	125.00	-125.00	0.00	750.00	-750.00	1,500.00
6160 Postage	0.00	62.50	-62.50	276.85	375.00	-98.15	750.00
6190 Telephone	460.80	500.00	-39.20	2,776.37	3,000.00	-223.63	6,000.00
6200 Travel/Training	0.00	433.33	-433.33	1,472.84	2,599.98	-1,127.14	5,200.00
Total 61 - Contractual Services	719.93	2,020.83	-1,300.90	11,179.74	12,124.94	-945.20	24,250.00
63 - Commodities							
6310 Miscellaneous	0.00	41.67	-41.67	0.00	249.98	-249.98	500.00
6320 Office Supplies	0.00	166.67	-166.67	418.09	999.98	-581.89	2,000.00
6390 Contingencies	0.00	125.00	-125.00	0.00	750.00	-750.00	1,500.00
Total 63 - Commodities	0.00	333.34	-333.34	418.09	1,999.96	-1,581.87	4,000.00
64 - Capital Outlay/Building							
6410 Equipment	0.00	208.33	-208.33	2,236.00	1,249.98	986.02	2,500.00
Total 64 - Capital Outlay/Building	0.00	208.33	-208.33	2,236.00	1,249.98	986.02	2,500.00
Total ADMIN & EXPENDITURES	6,151.36	8,229.16	-2,077.80	45,525.15	49,374.84	-3,849.69	98,750.00
Total Expense	6,151.36	8,229.16	-2,077.80	45,525.15	49,374.84	-3,849.69	98,750.00
Net Income	-6,151.36	-8,229.16	2,077.80	-45,525.15	-49,374.84	3,849.69	-98,750.00

South Rock Island Township

STATEMENTS OF REVENUE COLLECTED & EXPENDITURES PAID
GENERAL ASST-CASH BASIS-UNAUDITED-PER END SEPT 30, 2021

	Sep 21	Budget	\$ Over Budget	Apr - Sep 21	YTD Budget	\$ Over Budget	Annual Budget
Income							
5000 Property Tax	17,562.47	7,362.50	10,199.97	68,751.74	44,175.00	24,576.74	88,350.00
5020 Interest Income	86.63	100.00	-13.37	505.87	600.00	-94.13	1,200.00
5120 Intergovermt Agreement-GA	0.00	83.33	-83.33	0.00	499.98	-499.98	1,000.00
Total Income	17,649.10	7,545.83	10,103.27	69,257.61	45,274.98	23,982.63	90,550.00
Gross Profit	17,649.10	7,545.83	10,103.27	69,257.61	45,274.98	23,982.63	90,550.00
Expense							
ADMIN & EXPENDITURES							
60 - Personnel							
6000 Salaries	4,697.25	4,833.33	-136.08	28,270.80	28,999.98	-729.18	58,000.00
6020 Health Insurance	1,159.82	1,166.67	-6.85	6,958.92	6,999.98	-41.06	14,000.00
6060 Medical Clinic	0.00	83.33	-83.33	134.45	499.98	-365.53	1,000.00
Total 60 - Personnel	5,857.07	6,083.33	-226.26	35,364.17	36,499.94	-1,135.77	73,000.00
61 - Contractual Services							
6130 Copier/Computer/Software	186.33	500.00	-313.67	1,185.98	3,000.00	-1,814.02	6,000.00
6140 Dues & Subscriptions	0.00	15.00	-15.00	150.00	90.00	60.00	180.00
6150 Legal & Professional	0.00	125.00	-125.00	0.00	750.00	-750.00	1,500.00
6160 Postage	440.00	62.50	377.50	440.00	375.00	65.00	750.00
6170 Publishing	792.19	250.00	542.19	792.19	1,500.00	-707.81	3,000.00
6190 Telephone	230.40	333.33	-102.93	1,388.17	1,999.98	-611.81	4,000.00
6200 Travel/Training	221.28	200.00	21.28	521.28	1,200.00	-678.72	2,400.00
6220 Utilities	402.44	333.33	69.11	1,584.55	1,999.98	-415.43	4,000.00
Total 61 - Contractual Services	2,272.64	1,819.16	453.48	6,062.17	10,914.96	-4,852.79	21,830.00
63 - Commodities							
6310 Miscellaneous	0.00	41.67	-41.67	0.00	249.98	-249.98	500.00
6320 Office Supplies	370.36	250.00	120.36	1,216.92	1,500.00	-283.08	3,000.00
6390 Contingencies	0.00	2,083.33	-2,083.33	0.00	12,499.98	-12,499.98	25,000.00
Total 63 - Commodities	370.36	2,375.00	-2,004.64	1,216.92	14,249.96	-13,033.04	28,500.00
64 - Capital Outlay/Building							
6410 Equipment	0.00	1,666.67	-1,666.67	1,118.00	9,999.98	-8,881.98	20,000.00
Total 64 - Capital Outlay/Building	0.00	1,666.67	-1,666.67	1,118.00	9,999.98	-8,881.98	20,000.00
66 - Miscellaneous Expenditures							
6640 Programs/Events GS	35.98	300.00	-264.02	35.98	1,800.00	-1,764.02	3,600.00
Total 66 - Miscellaneous Expendit...	35.98	300.00	-264.02	35.98	1,800.00	-1,764.02	3,600.00
Total ADMIN & EXPENDITURES	8,536.05	12,244.16	-3,708.11	43,797.24	73,464.84	-29,667.60	146,930.00

South Rock Island Township

STATEMENTS OF REVENUE COLLECTED & EXPENDITURES PAID
GENERAL ASST-CASH BASIS-UNAUDITED-PER END SEPT 30, 2021

	Sep 21	Budget	\$ Over Budget	Apr - Sep 21	YTD Budget	\$ Over Budget	Annual Budget
HOME RELIEF							
6700 General Assistance	1,290.97	4,583.33	-3,292.36	7,250.98	27,499.98	-20,249.00	55,000.00
6710 Medical Services	0.00	2,083.33	-2,083.33	0.00	12,499.98	-12,499.98	25,000.00
6720 Emergency Assistance	0.00	1,250.00	-1,250.00	280.25	7,500.00	-7,219.75	15,000.00
6730 Catastrophic Health Ins.	0.00	183.33	-183.33	2,015.00	1,099.98	915.02	2,200.00
6740 Employment Relief	0.00	166.67	-166.67	261.99	999.98	-737.99	2,000.00
Total HOME RELIEF	1,290.97	8,266.66	-6,975.69	9,808.22	49,599.92	-39,791.70	99,200.00
Total Expense	9,827.02	20,510.82	-10,683.80	53,605.46	123,064.76	-69,459.30	246,130.00
Net Income	7,822.08	-12,964.99	20,787.07	15,652.15	-77,789.78	93,441.93	-155,580.00

South Rock Island Township

STATEMENTS OF REVENUE COLLECTED & EXPENDITURES PAID
SOC. SEC. FUND-CASH BASIS-UNAUDITED-PER. END. SEPT 30, 2021

	Sep 21	Budget	\$ Over Budget	Apr - Sep 21	YTD Budget	\$ Over Budget	Annual Budget
Income							
5000 Property Tax	2,997.19	1,250.00	1,747.19	11,733.09	7,500.00	4,233.09	15,000.00
Total Income	2,997.19	1,250.00	1,747.19	11,733.09	7,500.00	4,233.09	15,000.00
Gross Profit	2,997.19	1,250.00	1,747.19	11,733.09	7,500.00	4,233.09	15,000.00
Expense							
ADMIN & EXPENDITURES							
60 - Personnel	1,313.79	1,416.67	-102.88	7,847.21	8,499.98	-652.77	17,000.00
6010 Social Security/Medicare	1,313.79	1,416.67	-102.88	7,847.21	8,499.98	-652.77	17,000.00
Total 60 - Personnel	1,313.79	1,416.67	-102.88	7,847.21	8,499.98	-652.77	17,000.00
Total ADMIN & EXPENDITURES	1,313.79	1,416.67	-102.88	7,847.21	8,499.98	-652.77	17,000.00
Total Expense	1,313.79	1,416.67	-102.88	7,847.21	8,499.98	-652.77	17,000.00
Net Income	1,683.40	-166.67	1,850.07	3,885.88	-999.98	4,885.86	-2,000.00

South Rock Island Township
STATEMENTS OF REVENUE COLLECTED & EXPENDITURES PAID
IMRF FUND-CASH BASIS-UNAUDITED-PER. END. SEPT 30, 2021

	Sep 21	Budget	\$ Over Budget	Apr - Sep 21	YTD Budget	\$ Over Budget	Annual Budget
Income							
5000 Property Tax	3,628.15	1,500.00	2,128.15	14,203.10	9,000.00	5,203.10	18,000.00
Total Income	3,628.15	1,500.00	2,128.15	14,203.10	9,000.00	5,203.10	18,000.00
Gross Profit	3,628.15	1,500.00	2,128.15	14,203.10	9,000.00	5,203.10	18,000.00
Expense							
ADMIN & EXPENDITURES							
60 - Personnel	2,030.17	2,166.67	-136.50	12,006.23	12,999.98	-993.75	26,000.00
6030 IMRF-Township Share							
Total 60 - Personnel	2,030.17	2,166.67	-136.50	12,006.23	12,999.98	-993.75	26,000.00
Total ADMIN & EXPENDITURES	2,030.17	2,166.67	-136.50	12,006.23	12,999.98	-993.75	26,000.00
Total Expense	2,030.17	2,166.67	-136.50	12,006.23	12,999.98	-993.75	26,000.00
Net Income	1,597.98	-666.67	2,264.65	2,196.87	-3,999.98	6,196.85	-8,000.00

South Rock Island Township
STATEMENTS OF REVENUE COLLECTED & EXPENDITURES PAID
INS. FUND-CASH BASIS-UNAUDITED-PER. END. SEPT 30, 2021

	Sep 21	Budget	\$ Over Budget	Apr - Sep 21	YTD Budget	\$ Over Budget	Annual Budget
Income							
5000 Property Tax	1,472.29	616.67	855.62	5,763.58	3,699.98	2,063.60	7,400.00
Total Income	1,472.29	616.67	855.62	5,763.58	3,699.98	2,063.60	7,400.00
Gross Profit	1,472.29	616.67	855.62	5,763.58	3,699.98	2,063.60	7,400.00
Expense							
ADMIN & EXPENDITURES							
60 - Personnel	8.10	200.00	-191.90	238.22	1,200.00	-961.78	2,400.00
6040 Unemployment Insura...	8.10	200.00	-191.90	238.22	1,200.00	-961.78	2,400.00
Total 60 - Personnel	8.10	200.00	-191.90	238.22	1,200.00	-961.78	2,400.00
61 - Contractual Services							
6180 Risk Management Co...	0.00	700.00	-700.00	10,960.00	4,200.00	6,760.00	8,400.00
Total 61 - Contractual Services	0.00	700.00	-700.00	10,960.00	4,200.00	6,760.00	8,400.00
Total ADMIN & EXPENDITURES	8.10	900.00	-891.90	11,198.22	5,400.00	5,798.22	10,800.00
Total Expense	8.10	900.00	-891.90	11,198.22	5,400.00	5,798.22	10,800.00
Net Income	1,464.19	-283.33	1,747.52	-5,434.64	-1,700.02	-3,734.62	-3,400.00

South Rock Island Township
STATEMENTS OF REVENUE COLLECTED & EXPENDITURES PAID
AUDIT FUND-CASH BASIS-UNAUDITED-PER. END. SEPT 30, 2021

	Sep 21	Budget	\$ Over Budget	Apr - Sep 21	YTD Budget	\$ Over Budget	Annual Budget
Income							
5000 Property Tax	420.67	166.67	254.00	1,646.79	999.98	646.81	2,000.00
Total Income	420.67	166.67	254.00	1,646.79	999.98	646.81	2,000.00
Gross Profit	420.67	166.67	254.00	1,646.79	999.98	646.81	2,000.00
Expense							
ADMIN & EXPENDITURES							
61 - Contractual Services	0.00	625.00	-625.00	0.00	3,750.00	-3,750.00	7,500.00
6100 Accounting Services	0.00	625.00	-625.00	0.00	3,750.00	-3,750.00	7,500.00
Total 61 - Contractual Serv...	0.00	625.00	-625.00	0.00	3,750.00	-3,750.00	7,500.00
Total ADMIN & EXPENDITU...	0.00	625.00	-625.00	0.00	3,750.00	-3,750.00	7,500.00
Total Expense	0.00	625.00	-625.00	0.00	3,750.00	-3,750.00	7,500.00
Net Income	420.67	-458.33	879.00	1,646.79	-2,750.02	4,396.81	-5,500.00

South Rock Island Township

STATEMENTS OF REVENUE COLLECTED & EXPENDITURES PAID
CASH BASIS-UNAUDITED-PER. END. SEPT 30, 2021

	Sep 21	Budget	\$ Over Budget	Apr - Sep 21	YTD Budget	\$ Over Budget	Annual Budget
Income							
5000 Property Tax	92,597.35	38,395.84	54,201.51	362,490.44	230,374.96	132,115.48	460,750.00
5010 Replacement Tax	0.00	3,000.00	-3,000.00	31,132.13	18,000.00	13,132.13	36,000.00
5020 Interest Income	320.24	225.00	95.24	1,630.40	1,350.00	280.40	2,700.00
5030 Rental Income	520.00	1,040.00	-520.00	6,130.00	6,240.00	-110.00	12,480.00
5120 Intergovermt Agreemt-GA	0.00	83.33	-83.33	0.00	499.98	-499.98	1,000.00
5200 Donations & Advertisement	1,800.00	0.00	1,800.00	2,960.00	0.00	2,960.00	0.00
5500 Gain (Loss) Sale of Assets	0.00	0.00	0.00	101,820.00	0.00	101,820.00	0.00
Total Income	95,237.59	42,744.17	52,493.42	506,162.97	256,464.94	249,698.03	512,930.00
Gross Profit	95,237.59	42,744.17	52,493.42	506,162.97	256,464.94	249,698.03	512,930.00
Expense							
ADMIN & EXPENDITURES							
60 - Personnel							
6000 Salaries	17,669.84	19,166.66	-1,496.82	105,666.86	114,999.96	-9,333.10	230,000.00
6010 Social Security/Medicare	1,313.79	1,416.67	-102.88	7,847.21	8,499.98	-652.77	17,000.00
6020 Health Insurance	2,832.15	2,875.00	-42.85	16,992.90	17,249.96	-257.06	34,500.00
6030 MRF-Township Share	2,030.17	2,166.67	-136.50	12,006.23	12,999.98	-993.75	26,000.00
6040 Unemployment Insurance	8.10	200.00	-191.90	238.22	1,200.00	-961.78	2,400.00
6060 Medical Clinic	0.00	374.99	-374.99	537.78	2,249.94	-1,712.16	4,500.00
Total 60 - Personnel	23,854.05	26,199.99	-2,345.94	143,289.20	157,199.82	-13,910.62	314,400.00
61 - Contractual Services							
6100 Accounting Services	375.00	1,060.00	-685.00	2,250.00	6,360.00	-4,110.00	12,720.00
6110 Bldg Maintenance & Repairs	1,479.98	1,500.00	-20.02	7,151.72	9,000.00	-1,848.28	18,000.00
6120 Building Security	0.00	133.33	-133.33	150.00	799.98	-649.98	1,600.00
6130 Copier/Computer/Software	676.58	1,808.33	-1,131.75	9,270.28	10,849.98	-1,579.70	21,700.00
6140 Dues & Subscriptions	13.98	248.34	-234.36	1,597.12	1,489.96	107.16	2,980.00
6150 Legal & Professional	0.00	791.67	-791.67	1,387.00	4,749.98	-3,362.98	9,500.00
6160 Postage	880.00	750.00	130.00	1,156.30	4,500.00	-3,343.70	9,000.00
6170 Publishing	1,086.15	775.00	311.15	1,186.20	4,650.00	-3,463.80	9,300.00
6180 Risk Management Contrib	0.00	700.00	-700.00	10,960.00	4,200.00	6,760.00	8,400.00
6190 Telephone	921.59	1,166.66	-245.07	5,552.71	6,999.96	-1,447.25	14,000.00
6200 Travel/Training	201.28	841.66	-640.38	2,278.36	5,049.96	-2,771.60	10,100.00
6210 1019 27th Ave	0.00	250.00	-250.00	675.40	1,500.00	-824.60	3,000.00
6220 Utilities	804.87	666.66	138.21	3,169.08	3,999.96	-830.88	8,000.00
Total 61 - Contractual Services	6,439.43	10,691.65	-4,252.22	46,784.17	64,149.78	-17,365.61	128,300.00
63 - Commodities							
6310 Miscellaneous	109.91	250.01	-140.10	1,593.73	1,499.94	93.79	3,000.00
6320 Office Supplies	756.26	750.00	6.26	2,938.78	4,499.96	-1,561.18	9,000.00
6390 Contingencies	0.00	6,375.00	-6,375.00	0.00	38,249.96	-38,249.96	76,500.00
Total 63 - Commodities	866.17	7,375.01	-6,508.84	4,532.51	44,249.86	-39,717.35	88,500.00
64 - Capital Outlay/Building							
6400 Building/Upgrade	0.00	833.33	-833.33	0.00	4,999.98	-4,999.98	10,000.00
6410 Equipment	0.00	3,541.67	-3,541.67	4,472.00	21,249.94	-16,777.94	42,500.00
Total 64 - Capital Outlay/Building	0.00	4,375.00	-4,375.00	4,472.00	26,249.92	-21,777.92	52,500.00

South Rock Island Township

STATEMENTS OF REVENUE COLLECTED & EXPENDITURES PAID
CASH BASIS-UNAUDITED-PER. END. SEPT 30, 2021

	Sep 21	Budget	\$ Over Budget	Apr - Sep 21	YTD Budget	\$ Over Budget	Annual Budget
66 - Miscellaneous Expenditures							
6600 Community Development	0.00	250.00	-250.00	2,334.04	1,500.00	834.04	3,000.00
6610 Social Services	0.00	166.67	-166.67	1,000.00	999.98	0.02	2,000.00
6620 Senior Citizen Services	3,000.00	2,166.67	833.33	9,176.19	13,000.02	-3,823.83	26,000.00
6630 Youth & Youth Ed	0.00	916.67	-916.67	3,200.00	5,499.98	-2,299.98	11,000.00
6640 Programs/Events GS	290.79	841.67	-550.88	1,185.63	5,049.98	-3,864.35	10,100.00
Total 66 - Miscellaneous Expenditu...	3,290.79	4,341.68	-1,050.89	16,895.86	26,049.96	-9,154.10	52,100.00
Total ADMIN & EXPENDITURES	34,450.44	52,983.33	-18,532.89	215,973.74	317,899.34	-101,925.60	635,800.00
HOME RELIEF							
6700 General Assistance	1,290.97	4,583.33	-3,292.36	7,250.98	27,499.98	-20,249.00	55,000.00
6710 Medical Services	0.00	2,083.33	-2,083.33	0.00	12,499.98	-12,499.98	25,000.00
6720 Emergency Assistance	0.00	1,250.00	-1,250.00	280.25	7,500.00	-7,219.75	15,000.00
6730 Catastrophic Health Ins.	0.00	183.33	-183.33	2,015.00	1,099.98	915.02	2,200.00
6740 Employment Relief	0.00	166.67	-166.67	261.99	999.98	-737.99	2,000.00
Total HOME RELIEF	1,290.97	8,266.66	-6,975.69	9,808.22	49,599.92	-39,791.70	99,200.00
Total Expense	35,741.41	61,249.99	-25,508.58	225,781.96	367,499.26	-141,717.30	735,000.00
Net Income	59,496.18	-18,505.82	78,002.00	280,381.01	-111,034.32	391,415.33	-222,070.00

South Rock Island Township
STATEMENTS OF REVENUE COLLECTED & EXPENDITURES PAID
CASH BASIS-UNAUDITED-PERIOD END. SEPT 30, 2021

	Sep 21	Sep 20	\$ Change
Income			
5000 Property Tax	92,597.35	98,190.01	-5,592.66
5020 Interest Income	320.24	241.68	78.56
5030 Rental Income	520.00	770.00	-250.00
5200 Donations & Advertisement	1,800.00	2,400.00	-600.00
Total Income	95,237.59	101,601.69	-6,364.10
Gross Profit	95,237.59	101,601.69	-6,364.10
Expense			
ADMIN & EXPENDITURES			
60 - Personnel			
6000 Salaries	17,669.84	17,320.75	349.09
6010 Social Security/Medicare	1,313.79	1,284.24	29.55
6020 Health Insurance	2,832.15	2,527.07	305.08
6030 IMRF-Township Share	2,030.17	2,051.34	-21.17
6040 Unemployment Insurance	8.10	7.56	0.54
6060 Medical Clinic	0.00	251.35	-251.35
Total 60 - Personnel	23,854.05	23,442.31	411.74
61 - Contractual Services			
6100 Accounting Services	375.00	459.95	-84.95
6110 Bldg Maintenance & Repairs	1,479.98	1,005.94	474.04
6120 Building Security	0.00	494.40	-494.40
6130 Copier/Computer/Software	676.58	605.78	70.80
6140 Dues & Subscriptions	13.98	56.99	-43.01
6150 Legal & Professional	0.00	465.00	-465.00
6160 Postage	880.00	0.00	880.00
6170 Publishing	1,086.15	0.00	1,086.15
6190 Telephone	921.59	1,210.98	-289.39
6200 Travel/Training	201.28	310.13	-108.85
6210 1019 27th Ave	0.00	324.15	-324.15
6220 Utilities	804.87	790.76	14.11
Total 61 - Contractual Services	6,439.43	5,724.08	715.35
63 - Commodities			
6310 Miscellaneous	109.91	15.00	94.91
6320 Office Supplies	756.26	500.35	255.91
Total 63 - Commodities	866.17	515.35	350.82
64 - Capital Outlay/Building			
6400 Building/Upgrade	0.00	5,199.89	-5,199.89
6410 Equipment	0.00	10,528.00	-10,528.00
Total 64 - Capital Outlay/Building	0.00	15,727.89	-15,727.89
66 - Miscellaneous Expenditures			
6620 Senior Citizen Services	3,000.00	0.00	3,000.00
6630 Youth & Youth Ed	0.00	2,500.00	-2,500.00
6640 Programs/Events GS	290.79	34.59	256.20
Total 66 - Miscellaneous Expenditures	3,290.79	2,534.59	756.20
Total ADMIN & EXPENDITURES	34,450.44	47,944.22	-13,493.78
HOME RELIEF			
6700 General Assistance	1,290.97	3,815.00	-2,524.03
6720 Emergency Assistance	0.00	500.00	-500.00
Total HOME RELIEF	1,290.97	4,315.00	-3,024.03
Total Expense	35,741.41	52,259.22	-16,517.81
Net Income	59,496.18	49,342.47	10,153.71

South Rock Island Township
STATEMENTS OF REVENUE COLLECTED & EXPENDITURES PAID
CASH BASIS-UNAUDITED-PERIOD END. SEPT 30, 2021

	Apr - Sep 21	Apr - Sep 20	\$ Change
Income			
5000 Property Tax	362,490.44	355,090.01	7,400.43
5010 Replacement Tax	31,132.13	20,099.91	11,032.22
5020 Interest Income	1,630.40	1,297.37	333.03
5030 Rental Income	6,130.00	5,970.00	160.00
5120 Intergovermt Agreeemt-GA	0.00	300.00	-300.00
5200 Donations & Advertisement	2,960.00	2,400.00	560.00
5500 Gain (Loss) Sale of Assets	101,820.00	0.00	101,820.00
Total Income	506,162.97	385,157.29	121,005.68
Gross Profit	506,162.97	385,157.29	121,005.68
Expense			
ADMIN & EXPENDITURES			
60 - Personnel			
6000 Salaries	105,666.86	103,137.87	2,528.99
6010 Social Security/Medicare	7,847.21	7,700.79	146.42
6020 Health Insurance	16,992.90	14,704.08	2,288.82
6030 IMRF-Township Share	12,006.23	12,292.38	-286.15
6040 Unemployment Insurance	238.22	208.76	29.46
6060 Medical Clinic	537.78	1,530.52	-992.74
Total 60 - Personnel	143,289.20	139,574.40	3,714.80
61 - Contractual Services			
6100 Accounting Services	2,250.00	2,533.63	-283.63
6110 Bldg Maintenance & Repairs	7,151.72	9,962.70	-2,810.98
6120 Building Security	150.00	1,154.77	-1,004.77
6130 Copier/Computer/Software	9,270.28	10,929.71	-1,659.43
6140 Dues & Subscriptions	1,597.12	1,310.14	286.98
6150 Legal & Professional	1,387.00	4,436.00	-3,049.00
6160 Postage	1,156.30	3,377.06	-2,220.76
6170 Publishing	1,186.20	3,669.03	-2,482.83
6180 Risk Management Contrib	10,960.00	8,496.00	2,464.00
6190 Telephone	5,552.71	7,740.06	-2,187.35
6200 Travel/Training	2,278.36	1,268.97	1,009.39
6210 1019 27th Ave	675.40	1,180.24	-504.84
6220 Utilities	3,169.08	2,709.70	459.38
Total 61 - Contractual Services	46,784.17	58,768.01	-11,983.84
63 - Commodities			
6310 Miscellaneous	1,593.73	4,185.60	-2,591.87
6320 Office Supplies	2,938.78	5,317.43	-2,378.65
Total 63 - Commodities	4,532.51	9,503.03	-4,970.52
64 - Capital Outlay/Building			
6400 Building/Upgrade	0.00	17,134.00	-17,134.00
6410 Equipment	4,472.00	11,747.41	-7,275.41
Total 64 - Capital Outlay/Building	4,472.00	28,881.41	-24,409.41
66 - Miscellaneous Expenditures			
6600 Community Development	2,334.04	400.00	1,934.04
6610 Social Services	1,000.00	500.00	500.00
6620 Senior Citizen Services	9,176.19	9,000.00	176.19
6630 Youth & Youth Ed	3,200.00	3,750.00	-550.00
6640 Programs/Events GS	1,185.63	1,270.45	-84.82
Total 66 - Miscellaneous Expenditures	16,895.86	14,920.45	1,975.41
Total ADMIN & EXPENDITURES	215,973.74	251,647.30	-35,673.56

South Rock Island Township
STATEMENTS OF REVENUE COLLECTED & EXPENDITURES PAID
CASH BASIS-UNAUDITED-PERIOD END. SEPT 30, 2021

	Apr - Sep 21	Apr - Sep 20	\$ Change
HOME RELIEF			
6700 General Assistance	7,250.98	20,429.03	-13,178.05
6720 Emergency Assistance	280.25	1,675.55	-1,395.30
6730 Catastrophic Health Ins.	2,015.00	2,015.00	0.00
6740 Employment Relief	261.99	929.76	-667.77
Total HOME RELIEF	9,808.22	25,049.34	-15,241.12
Total Expense	225,781.96	276,696.64	-50,914.68
Net Income	280,381.01	108,460.65	171,920.36

General Assistance Fund Balance @ 03/31/2021	\$ 201,531.18
--	---------------

Current Year To Date Profit(Loss)	<u>15,652.15</u>
-----------------------------------	------------------

General Assistance Balance @ 09/30/2021	217,183.33
---	------------

General Assistance Cash Balance @ 09/30/2021	224,906.86
--	------------

Transfer for SEPTEMBER 2021	\$ (7,723.53)
-----------------------------	---------------

This is the amount that should be transferred **TO Town Fund FROM General Assistance Fund**

South Rock Island Township
General Ledger - Unaudited

As of September 30, 2021

Type	Date	Num	Name	Memo	Class	Split	Debit	Credit	Balance
1001 Checking/ Am. Bank- TF	09/03/2021	auto	IMRF	3308-01(Part)9505-5(E) August IMRF Payment for 2021	Town Fund	3300 Acct IMRF		2,597.24	582,987.95
	09/03/2021	11473	Hoffman & Travel, PC	Funds Transfer Payroll Liabilities GA owes TF		1101 Checking/ Am. Bank- GA	880.75		581,271.46
	09/03/2021	11474	HY-VEE FOOD STORES	61000 TFI Acting Service August 2021 Financial prep		-SPLIT-		80.00	581,191.46
	09/03/2021	11475	MIDAMERICAN ENERGY	62200 TFI/CA Utility / 8/1/21-8/31/21		-SPLIT-		3,000.00	578,191.46
	09/03/2021	11476	INTERNAL REVENUE SERVICE	To adjust transfer to actual per bank statement		1101 Checking/ Am. Bank- GA	15.73		577,738.61
	09/07/2021	HT 212201		62200 TFI/CA Utilities / Acct #00010891-02		-SPLIT-		3,080.06	574,658.55
	09/07/2021	11476	City of Rock Island/Utility Bill	61000 TFI Acting Service August 2021 Financial prep		-SPLIT-		350.02	574,872.28
	09/07/2021	11477	HUGHES TELEPHONE, INC	61100 TFI/Utility / Acct #00010891-02		-SPLIT-		295.00	574,972.26
	09/09/2021	11478	HUGHES TELEPHONE, INC	61100 TFI/Utility / Acct #00010891-02		-SPLIT-		90.00	575,037.26
	09/09/2021	11479	AMERICAN BANK & TRUST	Credit Card/Misc / BL Acct 00061226-10000000		-SPLIT-		2,342.97	577,384.29
	09/10/2021	11478	AMERICAN BANK & TRUST	Funds Transfer 5th Property Tax Distribution		1101 Checking/ Am. Bank- GA		17,995.01	559,389.28
	09/15/2021	auto	UNIS Premium Billing	60220IMRF/TF/Assr- Cusid 0083559 / 9/1-9/30/2021		-SPLIT-		2,667.70	556,721.58
	09/15/2021	HT PR930201	ILLINOIS DEPARTMENT OF REVENUE	To record 09/15/2021 payroll	Town Fund	3340 Acct IL WH Tax Payable		659.60	556,061.98
	09/15/2021	HT PR930201		To record 09/15/2021 payroll	Town Fund	6000 Salaries		2,056.69	548,175.29
	09/15/2021	HT PR930201		Deposited TF/ASSR/CA / After Sept 2021		-SPLIT-	0.00		548,175.29
	09/15/2021	HT PR930201		61100 TFI Building Maint & Repair / Garbage removal-Oct. 2021		-SPLIT-	2,340.00		545,835.29
	09/15/2021	11480	Kelley Waste	61100 TFI Building Maint & Repair / Garbage removal-Oct. 2021		-SPLIT-		486.32	546,321.61
	09/15/2021	11481	OFFICE MACHINE CONSULTANTS, INC	61900 TFI/ASSR/ Computer, copier / Printer bill		-SPLIT-		58.82	546,380.43
	09/15/2021	11482	HUGHES TELEPHONE, INC	61900 TFI/ASSR/ telephone August 2021		-SPLIT-		171.59	546,552.02
	09/22/2021	HT PR930221TX	INTERNAL REVENUE SERVICE	To record 9/15/21 federal payroll tax payment		-SPLIT-		1,123.28	547,675.30
	09/22/2021	11482	DELTA DENTAL OF ILLINOIS - RISK	60200IMRF/TF/Assr- Cusid 0083559 / 9/1-9/30/2021		-SPLIT-		290.00	547,965.30
	09/27/2021	11483	HUGHES TELEPHONE, INC	61100 TFI Maint / battery check up new/donor		-SPLIT-		700.00	548,665.30
	09/27/2021	11484	Always Clean, LLC	61100 TFI Maint / battery check up new/donor		-SPLIT-		164.45	548,829.75
	09/27/2021	11485	OFFICE MACHINE CONSULTANTS, INC	61100 TFI Building Maint & Repair / September 2021 Service(4 weeks)		-SPLIT-		58.78	548,888.53
	09/27/2021	11486	Services	61100 TFI Computer, copier / Printer bill		-SPLIT-	92,597.35		639,485.88
	09/27/2021	11487	Mediacom	63100 TFI Misc. / Document Destruction		-SPLIT-		61.08	639,546.96
	09/27/2021	11488	MOJINE DISPATCH PUBLISHING CO.	61900/Phone/TF/GA/Assr- 10/1/21-10/31/2021 / Acct- 8384 97 500 0017519		-SPLIT-		750.00	638,796.96
	09/28/2021	11489	NOPEERS Group Life Insurance	61700 TFI Publishing / Audit report		-SPLIT-		29.90	638,826.86
	09/28/2021	HT 212202		297262557TF/TF/Assr- 10/1/21-10/31/2021 / Acct- 8384 97 500 0017519		-SPLIT-	60.00		638,886.86
	09/28/2021	HT 212202		To adjust transfer to actual per bank statement		1101 Checking/ Am. Bank- GA		1,790.23	637,096.63
	09/28/2021	HT 212202		Funds Transfer Property Tax 6th Distributions		6700 General Assistance		2,594.09	634,502.54
	09/30/2021	HT PR930201	OFFICE MACHINE CONSULTANTS	3308-01(Part)9505-5(E) Payroll Liabilities for September 2021	Town Fund	1101 Checking/ Am. Bank- GA		17,562.47	616,940.07
	09/30/2021	HT PR930201		To record 9/30/2021 payroll	Town Fund	6000 Salaries		559.00	616,381.07
	09/30/2021	HT PR930201		To record 9/30/2021 payroll	Town Fund	6000 Salaries		559.00	615,822.07
	09/30/2021	HT PR930201		Interest	Town Fund	5020 Interest Income	233.61	5,321.80	611,000.80
09/30/2021	HT PR930201		Interest	Town Fund	5020 Interest Income	612.143 41		612,143.41	
1101 Checking/ Am. Bank- GA	09/03/2021	HT 212201		Funds Transfer Payroll Liabilities GA owes TF	General Assistance	1001 Checking/ Am. Bank- TF		880.75	197,224.14
	09/10/2021	12427	MIDAMERICAN ENERGY	To adjust transfer to actual per bank statement		1001 Checking/ Am. Bank- TF		16.73	195,237.38
	09/10/2021	12428	Two Rivers Point	Funds Transfer 5th Property Tax Distribution		1001 Checking/ Am. Bank- TF	17,995.01		214,222.67
	09/15/2021	12429	HY-VEE FOOD STORES - Accounts Receivable	67000 GA Utility/ GA22873	General Assistance	6700 General Assistance		58.00	214,280.67
	09/15/2021	12430	Treasure Chest	67000 GA Rent / GA22879	General Assistance	6700 General Assistance		581.84	214,862.51
	09/20/2021	12431	Metrolink	67000 GA Misc./ 1 voucher	General Assistance	6700 General Assistance		20.00	215,044.35
	09/27/2021	12432	GRACE DIAZ SHIRK	67000 GA October monthly pass/ invoice #23537	General Assistance	6700 General Assistance		60.00	215,104.35
	09/27/2021	12433	ROCK ISLAND COUNTY COLLECTOR	67000 GA Travel & Training/ GAT1 Training	General Assistance	6700 General Assistance		18.28	215,122.63
	09/27/2021	12434		67000 GA Travel & Training/ GAT1 Training	General Assistance	6700 General Assistance		176.00	215,300.63
	09/28/2021	HT 212202		Funds Transfer Payroll Liabilities GA owes TF	General Assistance	1001 Checking/ Am. Bank- TF		880.75	216,181.38
	09/28/2021	12435	Kathy Wilden	Funds Transfer Property Tax 6th Distributions	General Assistance	6700 General Assistance		312.00	216,493.38
	09/28/2021	12436	JAMES WIBORG	67000 GA Travel & training/ travel expense	General Assistance	6700 General Assistance		20.00	216,513.38
	09/28/2021	12437	MOJINE DISPATCH PUBLISHING CO	Funds Transfer Property Tax 6th Distributions	General Assistance	6700 General Assistance		227,667.04	224,180.42
	09/30/2021	HT PR930201		To record 9/30/2021 payroll	General Assistance	-SPLIT-		1,056.25	225,236.67
	09/30/2021	HT PR930201		Interest	General Assistance	5020 Interest Income	86.63	1,778.56	227,015.23
	09/30/2021	HT PR930201		Interest	General Assistance	5020 Interest Income			227,015.23
	09/30/2021	HT PR930201		Interest	General Assistance	5020 Interest Income			227,015.23
	09/30/2021	HT PR930201		Interest	General Assistance	5020 Interest Income			227,015.23
	09/30/2021	HT PR930201		Interest	General Assistance	5020 Interest Income			227,015.23
	09/30/2021	HT PR930201		Interest	General Assistance	5020 Interest Income			227,015.23
	Total 1101 Checking/ Am. Bank- GA	09/03/2021	HT 212201		Funds Transfer Payroll Liabilities GA owes TF	General Assistance	1001 Checking/ Am. Bank- TF		880.75
09/10/2021		12427	MIDAMERICAN ENERGY	To adjust transfer to actual per bank statement		1001 Checking/ Am. Bank- TF		16.73	195,237.38
09/10/2021		12428	Two Rivers Point	Funds Transfer 5th Property Tax Distribution		1001 Checking/ Am. Bank- TF	17,995.01		214,222.67
09/15/2021		12429	HY-VEE FOOD STORES - Accounts Receivable	67000 GA Utility/ GA22873	General Assistance	6700 General Assistance		58.00	214,280.67
09/15/2021		12430	Treasure Chest	67000 GA Rent / GA22879	General Assistance	6700 General Assistance		581.84	214,862.51
09/20/2021		12431	Metrolink	67000 GA Misc./ 1 voucher	General Assistance	6700 General Assistance		20.00	215,044.35
09/27/2021		12432	GRACE DIAZ SHIRK	67000 GA October monthly pass/ invoice #23537	General Assistance	6700 General Assistance		60.00	215,104.35
09/27/2021		12433	ROCK ISLAND COUNTY COLLECTOR	67000 GA Travel & Training/ GAT1 Training	General Assistance	6700 General Assistance		18.28	215,122.63
09/27/2021		12434		67000 GA Travel & Training/ GAT1 Training	General Assistance	6700 General Assistance		176.00	215,300.63
09/28/2021		HT 212202		Funds Transfer Payroll Liabilities GA owes TF	General Assistance	1001 Checking/ Am. Bank- TF		880.75	216,181.38
09/28/2021		12435	Kathy Wilden	Funds Transfer Property Tax 6th Distributions	General Assistance	6700 General Assistance		312.00	216,493.38
09/28/2021	12436	JAMES WIBORG	67000 GA Travel & training/ travel expense	General Assistance	6700 General Assistance		20.00	216,513.38	
09/28/2021	12437	MOJINE DISPATCH PUBLISHING CO	Funds Transfer Property Tax 6th Distributions	General Assistance	6700 General Assistance		227,667.04	224,180.42	
09/30/2021	HT PR930201		To record 9/30/2021 payroll	General Assistance	-SPLIT-		1,056.25	225,236.67	
09/30/2021	HT PR930201		Interest	General Assistance	5020 Interest Income	86.63	1,778.56	227,015.23	
09/30/2021	HT PR930201		Interest	General Assistance	5020 Interest Income			227,015.23	
09/30/2021	HT PR930201		Interest	General Assistance	5020 Interest Income			227,015.23	
09/30/2021	HT PR930201		Interest	General Assistance	5020 Interest Income			227,015.23	
09/30/2021	HT PR930201		Interest	General Assistance	5020 Interest Income			227,015.23	
09/30/2021	HT PR930201		Interest	General Assistance	5020 Interest Income			227,015.23	
Total 3320 Acct Fed WH Payable	09/03/2021	HT PR930201	INTERNAL REVENUE SERVICE	To record 09/15/2021 payroll	General Assistance	1001 Checking/ Am. Bank- TF		1,188.00	-1,184.00
	09/15/2021	HT PR930201	INTERNAL REVENUE SERVICE	To record 09/15/2021 payroll	Town Fund	6000 Salaries		170.00	-1,354.00
	09/15/2021	HT PR930201	INTERNAL REVENUE SERVICE	To record 09/15/2021 payroll	Town Fund	6000 Salaries		184.00	-1,538.00
	09/15/2021	HT PR930201	INTERNAL REVENUE SERVICE	To record 09/15/2021 payroll	Town Fund	6000 Salaries		184.00	-1,722.00
	09/15/2021	HT PR930201	INTERNAL REVENUE SERVICE	To record 09/15/2021 payroll	Town Fund	6000 Salaries		184.00	-1,906.00
	09/15/2021	HT PR930201	INTERNAL REVENUE SERVICE	To record 09/15/2021 payroll	Town Fund	6000 Salaries		184.00	-2,090.00
	09/15/2021	HT PR930201	INTERNAL REVENUE SERVICE	To record 09/15/2021 payroll	Town Fund	6000 Salaries		184.00	-2,274.00
	09/15/2021	HT PR930201	INTERNAL REVENUE SERVICE	To record 09/15/2021 payroll	Town Fund	6000 Salaries		184.00	-2,458.00
	09/15/2021	HT PR930201	INTERNAL REVENUE SERVICE	To record 09/15/2021 payroll	Town Fund	6000 Salaries		184.00	-2,642.00
	09/15/2021	HT PR930201	INTERNAL REVENUE SERVICE	To record 09/15/2021 payroll	Town Fund	6000 Salaries		184.00	-2,826.00
	09/15/2021	HT PR930201	INTERNAL REVENUE SERVICE	To record 09/15/2021 payroll	Town Fund	6000 Salaries		184.00	-3,010.00
Total 3330 Acct Soc/Mod Payable	09/03/2021	HT PR930201	INTERNAL REVENUE SERVICE	To record 09/15/2021 payroll	General Assistance	1001 Checking/ Am. Bank- TF		1,188.00	-1,188.00
	09/15/2021	HT PR930201	INTERNAL REVENUE SERVICE	To record 09/15/2021 payroll	General Assistance	6000 Salaries		357.72	-1,545.72
	09/15/2021	HT PR930201	INTERNAL REVENUE SERVICE	To record 09/15/2021 payroll	Town Fund	6000 Salaries		411.54	-1,957.26
	09/15/2021	HT PR930201	INTERNAL REVENUE SERVICE	To record 09/15/2021 payroll	Town Fund	6000 Salaries		411.54	-2,368.80
	09/15/2021	HT PR930201	INTERNAL REVENUE SERVICE	To record 09/15/2021 payroll	Town Fund	6000 Salaries		411.54	-2,780.34
	09/15/2021	HT PR930201	INTERNAL REVENUE SERVICE	To record 09/15/2021 payroll	Town Fund	6000 Salaries		411.54	-3,191.88
	09/15/2021	HT PR930201	INTERNAL REVENUE SERVICE	To record 09/15/2021 payroll	Town Fund	6000 Salaries		411.54	-3,603.42
	09/15/2021	HT PR930201	INTERNAL REVENUE SERVICE	To record 09/15/2021 payroll	Town Fund	6000 Salaries		411.54	-4,014.96
	09/15/2021	HT PR930201	INTERNAL REVENUE SERVICE	To record 09/15/2021 payroll	Town Fund	6000 Salaries		411.54	-4,426.50
	09/15/2021	HT PR930201	INTERNAL REVENUE SERVICE	To record 09/15/2021 payroll	Town Fund	6000 Salaries		411.54	-4,838.04
	09/15/2021	HT PR930201	INTERNAL REVENUE SERVICE	To record 09/15/2021 payroll	Town Fund	6000 Salaries		411.54	-5,249.58
Total 3350 Acct Soc/Mod Payable	09/03/2021	HT PR930201	INTERNAL REVENUE SERVICE	To record 09/15/2021 payroll	General Assistance	1001 Checking/ Am. Bank- TF		1,188.00	-1,188.00
	09/15/2021	HT PR930201	INTERNAL REVENUE SERVICE	To record 09/15/2021 payroll	General Assistance	6000 Salaries		357.72	-1,545.72
	09/15/2021	HT PR930201	INTERNAL REVENUE SERVICE	To record 09/15/2021 payroll	Town Fund	6000 Salaries		411.54	-1,957.26
	09/15/2021	HT PR930201	INTERNAL REVENUE SERVICE	To record 09/15/2021 payroll	Town Fund	6000 Salaries		4	

South Rock Island Township
General Ledger - Unaudited
As of September 30, 2021

Type	Date	Num	Name	Memo	Class	Split	Debit	Credit	Balance
3340 Acid IL WH Tax Payable									
Check	09/15/2021								-699.60
General Journal	09/15/2021	HTPR91502021	ILLINOIS DEPARTMENT OF REVENUE		General Assistance	1001 Checking/ Am Bank- TF	699.60	48.96	-45.66
General Journal	09/15/2021	HTPR91502021	To record 09/15/2021 payroll		Town Fund	6000 Salaries		123.51	-189.47
General Journal	09/15/2021	HTPR91502021	To record 09/15/2021 payroll		Town Fund	6000 Salaries		45.24	-214.71
General Journal	09/30/2021	HT PR9302021	To record 09/30/2021 payroll		General Assistance	6000 Salaries	0.00	119.05	-333.16
General Journal	09/30/2021	HT PR9302021	To record 09/30/2021 payroll		Town Fund	6000 Salaries		344.68	-678.44
Total 3340 Acid IL WH Tax Payable									
							699.60	678.44	-678.44
3345 Accrued IA WH Tax Payable									
General Journal	09/15/2021	HTPR91502021	To record 09/15/2021 payroll		General Assistance	6000 Salaries		47.00	-188.60
General Journal	09/30/2021	HT PR9302021	To record 09/30/2021 payroll		General Assistance	6000 Salaries	0.00	-282.00	-282.00
Total 3345 Accrued IA WH Tax Payable									
							0.00	94.00	-282.00
3350 Acid IL UIC Tax Payable									
General Journal	09/15/2021	HTPR91502021	To record 09/15/2021 payroll		General Assistance	6000 Salaries	0.00	-57.91	-57.91
General Journal	09/15/2021	HTPR91502021	To record 09/15/2021 payroll		Town Fund	6000 Salaries		4.36	-62.27
General Journal	09/30/2021	HT PR9302021	To record 09/30/2021 payroll		General Assistance	6000 Salaries	0.00	-62.27	-124.54
General Journal	09/30/2021	HT PR9302021	To record 09/30/2021 payroll		Town Fund	6000 Salaries	0.00	3.74	-120.80
General Journal	09/30/2021	HT PR9302021	To record 09/30/2021 payroll		Town Fund	6000 Salaries		-66.01	-186.81
Total 3350 Acid IL UIC Tax Payable									
							0.00	8.10	-186.81
3360 Acid IMRF									
Check	09/03/2021		IMRF						-2,597.24
General Journal	09/15/2021	HTPR91502021	August IMRF Payment		IL, Man Reimnt	1001 Checking/ Am Bank- TF	2,597.24	487.75	-809.49
General Journal	09/15/2021	HTPR91502021	To record 09/15/2021 payroll		General Assistance	6000 Salaries		449.02	-1,258.51
General Journal	09/15/2021	HTPR91502021	To record 09/15/2021 payroll		Town Fund	6000 Salaries	9.00		-1,267.51
Check	09/29/2021		IMRF						-2,594.09
General Journal	09/30/2021	HT PR9302021	To record 09/30/2021 payroll		General Assistance	6000 Salaries	2,594.09	449.59	-1,181.65
General Journal	09/30/2021	HT PR9302021	To record 09/30/2021 payroll		Town Fund	6000 Salaries		174.63	-1,356.28
General Journal	09/30/2021	HT PR9302021	To record 09/30/2021 payroll		Town Fund	6000 Salaries		141.75	-1,498.03
Total 3360 Acid IMRF									
							5,191.33	2,594.13	-1,498.03
3370 Acid Health Insurance									
General Journal	09/15/2021	HTPR91502021	To record 09/15/2021 payroll		General Assistance	6000 Salaries	0.00	0.00	0.00
General Journal	09/15/2021	HTPR91502021	To record 09/15/2021 payroll		Town Fund	6000 Salaries	0.00		0.00
General Journal	09/30/2021	HT PR9302021	To record 09/30/2021 payroll		General Assistance	6000 Salaries	0.00	0.00	0.00
General Journal	09/30/2021	HT PR9302021	To record 09/30/2021 payroll		Town Fund	6000 Salaries	0.00		0.00
Total 3370 Acid Health Insurance									
							0.00	0.00	0.00
3371 Acid AFAC									
General Journal	09/15/2021	HTPR91502021	To record 09/15/2021 payroll		Town Fund	6000 Salaries		168.16	-654.48
Check	09/15/2021		AFAC		Town Fund Assistant	1001 Checking/ Am Bank- TF		36.32	-690.80
Check	09/15/2021		AFAC		Town Fund Assistant	1001 Checking/ Am Bank- TF		79.10	-769.90
Check	09/15/2021		AFAC		Town Fund Assistant	1001 Checking/ Am Bank- TF		124.76	-894.66
Check	09/15/2021		AFAC		Town Fund Assistant	1001 Checking/ Am Bank- TF		137.60	-1,032.26
Check	09/15/2021		AFAC		Town Fund Assistant	1001 Checking/ Am Bank- TF		93.80	-1,126.06
General Journal	09/30/2021	HT PR9302021	To record 09/30/2021 payroll		Town Fund	6000 Salaries		329.16	-796.90
Total 3371 Acid AFAC									
							486.32	486.32	-796.90
3372 Acid Life Ins Payable									
General Journal	09/15/2021	HTPR91502021	To record 09/15/2021 payroll		Town Fund	6000 Salaries		24.00	-24.00
General Journal	09/15/2021	HTPR91502021	To record 09/15/2021 payroll		Town Fund	6000 Salaries	0.00		-24.00
Check	09/29/2021	11489	NCPERS Group Life Insurance		Town Fund	1001 Checking/ Am Bank- TF	32.00		-56.00
General Journal	09/30/2021	HT PR9302021	To record 09/30/2021 payroll		Town Fund Assistant	6000 Salaries		24.00	-32.00
General Journal	09/30/2021	HT PR9302021	To record 09/30/2021 payroll		Town Fund	6000 Salaries		16.00	-48.00
Total 3372 Acid Life Ins Payable									
							64.00	64.00	-48.00
4500 Fund Bal-Town Fund									
Total 4500 Fund Bal-Town Fund									-394,229.02
4510 Fund Bal-Social Security									
Total 4510 Fund Bal-Social Security									-10,433.12
4530 Fund Bal-Gen Assistance									
Total 4530 Fund Bal-Gen Assistance									-207,551.18
4530 Fund Bal-Audit Fund									
Total 4530 Fund Bal-Audit Fund									-7,045.61
4540 Fund Bal-Insurance Fund									
Total 4540 Fund Bal-Insurance Fund									-9,301.08
4550 Fund Bal- Man Reimnt									
Total 4550 Fund Bal- Man Reimnt									-29,699.87
4560 Investments-Capital Assets									
Total 4560 Investments-Capital Assets									-580,998.23
4600 Retained Earnings									
Total 4600 Retained Earnings									0.00

South Rock Island Township
General Ledger - Unaudited

As of September 30, 2021

Type	Date	Num	Name	Memo	Class	Split	Debit	Credit	Balance
5000 Property Tax									
Deposit	09/27/2021	auto	RI COUNTY COLLECTOR	Corporate Town Fund	Town Fund	1001 Checking/ Am Bank- TF		68,516.59	-259,893.09
Deposit	09/27/2021	auto	RI COUNTY COLLECTOR	IMRF	IL Muni Reimnt	1001 Checking/ Am Bank- TF		3,528.15	-340,037.82
Deposit	09/27/2021	auto	RI COUNTY COLLECTOR	Audit Fund	Insurance Fund	1001 Checking/ Am Bank- TF		420.67	-340,558.49
Deposit	09/27/2021	auto	RI COUNTY COLLECTOR	General Assistance	Town Fund	1001 Checking/ Am Bank- TF		1,472.39	-341,930.78
Deposit	09/27/2021	auto	RI COUNTY COLLECTOR	General Assistance	Town Fund	1001 Checking/ Am Bank- TF		17,562.47	-359,493.25
Total 5000 Property Tax							0.00	92,597.35	-362,490.44
5010 Replacement Tax									
Total 5010 Replacement Tax									-31,132.13
5020 Interest Income									
Deposit	09/30/2021		Interest	Interest	Town Fund	1001 Checking/ Am Bank- TF		233.61	-1,310.16
Deposit	09/30/2021		Interest	Interest	General Assistance	1101 Checking/ Am Bank- GA		86.63	-1,543.77
Total 5020 Interest Income							0.00	320.24	-1,530.40
5030 Rental Income									
Deposit	09/15/2021	2476	Don Farmer	Storage rental- Sept. #4	Town Fund	1001 Checking/ Am Bank- TF			5,510.00
Deposit	09/15/2021	1015	Kobi Reader	Storage rental- Sept. #5	Town Fund	1001 Checking/ Am Bank- TF			260.00
Deposit	09/15/2021	1261		Storage rental- Sept. #6	Town Fund	1001 Checking/ Am Bank- TF			130.00
Total 5030 Rental Income							0.00	520.00	-6,130.00
5090 Donations & Advertisement									
Deposit	09/15/2021	14213	Johannes Bus Service	newsletter AD 1/8 PAGE	Town Fund	1001 Checking/ Am Bank- TF			-1,160.00
Deposit	09/15/2021	10700	Chris Elaberg	newsletter AD 1/8 PAGE	Town Fund	1001 Checking/ Am Bank- TF			-1,160.00
Deposit	09/15/2021	81189	FRIENDSHIP MANOR	newsletter AD 1/4 PAGE	Town Fund	1001 Checking/ Am Bank- TF			-2,360.00
Deposit	09/15/2021	27775	EYE SURGEONS ASSOCIATES P. C.	newsletter AD 1/4 PAGE	Town Fund	1001 Checking/ Am Bank- TF			-2,360.00
Total 5090 Donations & Advertisement							0.00	1,800.00	-2,960.00
5500 Gain (Loss) Sale of Assets									
Total 5500 Gain (Loss) Sale of Assets									-101,820.00
ADMIN & EXPENDITURES									
6000 Salaries									
General Journal	09/15/2021	HTPR015021		To record 09/15/2021 payroll	General Assistance	-SPLIT-	2,356.25		181,523.30
General Journal	09/15/2021	HTPR015021		To record 09/15/2021 payroll	Town Fund	6000 Salaries	714.00		119,435.15
General Journal	09/15/2021	HTPR015021		To record 09/15/2021 payroll	Town Fund	6000 Salaries	2,125.03		90,353.27
General Journal	09/30/2021	HT PR03021		To record 09/30/2021 payroll	General Assistance	-SPLIT-	2341.00		83,102.90
General Journal	09/30/2021	HT PR03021		To record 09/30/2021 payroll	Town Fund	6000 Salaries	624.00		95,533.90
General Journal	09/30/2021	HT PR03021		To record 09/30/2021 payroll	Town Fund	6000 Salaries	2,125.03		96,157.90
General Journal	09/30/2021	HT PR03021		To record 09/30/2021 payroll	Town Fund	6000 Salaries	7,363.33		98,383.53
Total 6000 Salaries							17,669.84	0.00	105,666.86
6010 Social Security/Medicare									
General Journal	09/15/2021	HTPR015021		To record 09/15/2021 payroll	Social Security	6000 Salaries	384.63		6,533.42
General Journal	09/30/2021	HT PR03021		To record 09/30/2021 payroll	Social Security	6000 Salaries	929.16		5,918.05
Total 6010 Social Security/Medicare							1,313.79	0.00	7,847.21
6020 Health Insurance									
Check	09/10/2021	auto	UHS Premium Billing	K Miller	Town Fund	1001 Checking/ Am Bank- TF	435.38		14,100.75
Check	09/10/2021	auto	UHS Premium Billing	S Young, W MacDonald	Town Fund	1001 Checking/ Am Bank- TF	1,114.39		15,615.14
Check	09/10/2021	11482	DELTA DENTAL OF ILLINOIS - RISK	P Hammond	General Assistance	1001 Checking/ Am Bank- TF	1,125.93		15,701.52
Check	09/22/2021	11482	DELTA DENTAL OF ILLINOIS - RISK	K Miller, C Shirk	Town Fund	1001 Checking/ Am Bank- TF	65.78		16,828.45
Check	09/22/2021	11482	DELTA DENTAL OF ILLINOIS - RISK	S Young, W MacDonald	Town Fund	1001 Checking/ Am Bank- TF	16,894.23		16,894.23
Check	09/22/2021	11482	DELTA DENTAL OF ILLINOIS - RISK	P Hammond	General Assistance	1001 Checking/ Am Bank- TF	65.78		16,960.01
Total 6020 Health Insurance							2,832.15	0.00	16,992.96
6030 IMRF-Township Share									
General Journal	09/15/2021	HTPR015021		To record 09/15/2021 payroll	IL Muni Reimnt	6000 Salaries	9,976.08		9,976.08
General Journal	09/30/2021	HT PR03021		To record 09/30/2021 payroll	IL Muni Reimnt	6000 Salaries	728.07		10,702.13
Total 6030 IMRF-Township Share							1,304.10		12,006.23
6040 Unemployment Insurance									
General Journal	09/15/2021	HTPR015021		To record 09/15/2021 payroll	Insurance Fund	6000 Salaries	2,030.17	0.00	12,006.23
General Journal	09/30/2021	HT PR03021		To record 09/30/2021 payroll	Insurance Fund	6000 Salaries	4.06		230.12
Total 6040 Unemployment Insurance							3.74		233.86
6060 Medical Clinic									
Total 6060 Medical Clinic							8.10	0.00	238.22
Total 60 - Personnel							23,854.05	0.00	537.78
61- Contractual Services									
6100 Accounting Services									
Check	09/03/2021	11473	Hoffman & Travel, PC	6100/ TFI Acting Service August 2021 payroll prep	Town Fund	1001 Checking/ Am Bank- TF	80.00		40,344.74
Check	09/09/2021	11477	Hoffman & Travel, PC	6100/ TFI Acting Service August 2021 Financial prep	Town Fund	1001 Checking/ Am Bank- TF	295.00		40,639.74
Total 6100 Accounting Services							375.00	0.00	1,655.00
6110 Bldg Maintenance & Repairs									
Check	09/09/2021	11479	HUGHES TELEPHONE, INC	6110/TFI Battery back up for cameras	Town Fund	1001 Checking/ Am Bank- TF	98.00		5,671.74
Check	09/09/2021	11479	AMERICAN BANK & TRUST	6110/TFI Main roll cart	Town Fund	1001 Checking/ Am Bank- TF	200.00		5,871.74
Check	09/15/2021	11480	Kelley Waste	6110/TFI Building Maint. & Repair Garbage removal-Oct. 2021	Town Fund	1001 Checking/ Am Bank- TF	100.00		6,161.72
Check	09/22/2021	11483	HUGHES TELEPHONE, INC	6110/TFI Maint. battery back up newlator	Town Fund	1001 Checking/ Am Bank- TF	200.00		6,461.72
Check	09/27/2021	11484	Always Clean, LLC	6110/ TFI Building Maint. & Repair September 2021 Service(4 weeks)	Town Fund	1001 Checking/ Am Bank- TF	700.00		7,161.72
Total 6110 Bldg Maintenance & Repairs							1,479.98	0.00	7,151.72
6120 Building Security									
Total 6120 Building Security									150.00

South Rock Island Township
General Ledger - Unaudited
As of September 30, 2021

Type	Date	Num	Name	Memo	Class	Split	Debit	Credit	Balance
6130 Computer/Software	09/16/2021	11481	OFFICE MACHINE CONSULTANTS, INC		Town Fund Assessor	1001 Checking Am Bank- TF	58.82		8,663.70
Check	09/27/2021	11485	OFFICE MACHINE CONSULTANTS, INC		Town Fund	1001 Checking Am Bank- TF	58.76		8,663.52
Check	09/29/2021	11486	OFFICE MACHINE CONSULTANTS		Town Fund	1001 Checking Am Bank- TF	8,711.28		8,711.28
Check	09/29/2021	11487	OFFICE MACHINE CONSULTANTS		Town Fund	1001 Checking Am Bank- TF	186.34		8,897.62
Check	09/29/2021	11488	OFFICE MACHINE CONSULTANTS		Town Fund	1001 Checking Am Bank- TF	186.33		9,083.95
Check	09/29/2021	11489	OFFICE MACHINE CONSULTANTS		Town Fund	1001 Checking Am Bank- TF	186.33		9,270.28
Total 6130 Computer/Software							676.58	0.00	9,270.28
6140 Dues & Subscriptions	08/09/2021	11479	AMERICAN BANK & TRUST		Town Fund Assessor	1001 Checking Am Bank- TF	1,563.14		1,563.14
Check	09/09/2021	11479	AMERICAN BANK & TRUST		Town Fund Assessor	1001 Checking Am Bank- TF	6.99		1,560.13
Total 6140 Dues & Subscriptions							13.99	0.00	1,560.13
6150 Legal & Professional	08/09/2021	11479	AMERICAN BANK & TRUST		Town Fund	1001 Checking Am Bank- TF	440.00		1,567.00
Check	09/09/2021	11479	AMERICAN BANK & TRUST		Town Fund	1001 Checking Am Bank- TF	440.00		1,567.00
Total 6150 Legal & Professional							880.00	0.00	1,567.00
6170 Publishing	09/29/2021	11488	MO LINE DISPATCH PUBLISHING CO		Town Fund	1001 Checking Am Bank- TF	276.30		276.30
Check	09/29/2021	12487	MO LINE DISPATCH PUBLISHING CO		Town Fund	1001 Checking Am Bank- TF	1,156.30		1,432.60
Check	09/29/2021	12487	MO LINE DISPATCH PUBLISHING CO		Town Fund	1001 Checking Am Bank- TF	1,862.20		3,294.80
Total 6170 Publishing							2,214.80	0.00	5,509.60
6180 Risk Management Contrib	09/16/2021	11487	HUGHES TELEPHONE, INC		Town Fund	1001 Checking Am Bank- TF	4,631.12		10,960.00
Check	09/16/2021	11487	HUGHES TELEPHONE, INC		Town Fund	1001 Checking Am Bank- TF	4,631.12		10,960.00
Check	09/16/2021	11487	HUGHES TELEPHONE, INC		Town Fund	1001 Checking Am Bank- TF	4,716.91		15,676.91
Check	09/27/2021	11487	HUGHES TELEPHONE, INC		Town Fund	1001 Checking Am Bank- TF	4,862.71		20,539.62
Check	09/27/2021	11487	HUGHES TELEPHONE, INC		Town Fund	1001 Checking Am Bank- TF	5,177.21		25,716.83
Check	09/27/2021	11487	HUGHES TELEPHONE, INC		Town Fund	1001 Checking Am Bank- TF	187.50		25,904.33
Check	09/27/2021	11487	HUGHES TELEPHONE, INC		Town Fund	1001 Checking Am Bank- TF	375.00		26,279.33
Total 6180 Risk Management Contrib							921.59	0.00	27,200.92
6190 Telephone	09/16/2021	11487	HUGHES TELEPHONE, INC		Town Fund	1001 Checking Am Bank- TF	2,077.08		29,278.00
Check	09/16/2021	11487	HUGHES TELEPHONE, INC		Town Fund	1001 Checking Am Bank- TF	2,057.68		31,335.68
Check	09/27/2021	11487	HUGHES TELEPHONE, INC		Town Fund	1001 Checking Am Bank- TF	2,258.36		33,594.04
Check	09/27/2021	11487	HUGHES TELEPHONE, INC		Town Fund	1001 Checking Am Bank- TF	2,278.36		35,872.40
Check	09/27/2021	11487	HUGHES TELEPHONE, INC		Town Fund	1001 Checking Am Bank- TF	675.40		36,547.80
Total 6190 Telephone							9,116.82	0.00	45,664.22
6200 Travel/Training	09/15/2021	1052	RICTA		Town Fund	1001 Checking Am Bank- TF	20.00		45,684.22
Check	09/27/2021	12492	Kate Miller		Town Fund	1001 Checking Am Bank- TF	181.78		45,866.00
Check	09/27/2021	12493	GRACE DIAZ SHIRK		Town Fund	1001 Checking Am Bank- TF	20.00		46,047.78
Check	09/29/2021	12495	Kathy Wilder		Town Fund	1001 Checking Am Bank- TF	2,278.36		48,326.14
Total 6200 Travel/Training							2,479.14	0.00	50,805.28
6210 1019 37th Ave	09/29/2021	11476	MIDAMERICAN ENERGY		Town Fund	1001 Checking Am Bank- TF	227.42		51,032.70
Check	09/29/2021	11476	MIDAMERICAN ENERGY		Town Fund	1001 Checking Am Bank- TF	2,501.63		53,534.33
Check	09/29/2021	11476	MIDAMERICAN ENERGY		Town Fund	1001 Checking Am Bank- TF	2,894.09		56,428.42
Check	09/29/2021	11476	MIDAMERICAN ENERGY		Town Fund	1001 Checking Am Bank- TF	175.01		58,603.43
Check	09/29/2021	11476	MIDAMERICAN ENERGY		Town Fund	1001 Checking Am Bank- TF	3,159.08		61,762.51
Total 6210 1019 37th Ave							6,456.43	0.00	68,218.94
6220 Utilities	09/03/2021	11475	MIDAMERICAN ENERGY		Town Fund	1001 Checking Am Bank- TF	2,364.21		70,583.15
Check	09/03/2021	11475	MIDAMERICAN ENERGY		Town Fund	1001 Checking Am Bank- TF	2,501.63		73,084.78
Check	09/03/2021	11475	MIDAMERICAN ENERGY		Town Fund	1001 Checking Am Bank- TF	2,894.09		75,978.87
Check	09/03/2021	11475	MIDAMERICAN ENERGY		Town Fund	1001 Checking Am Bank- TF	175.01		78,153.88
Check	09/03/2021	11475	MIDAMERICAN ENERGY		Town Fund	1001 Checking Am Bank- TF	3,159.08		81,312.96
Total 6220 Utilities							6,456.43	0.00	87,769.39
6230 Office Supplies	09/09/2021	11479	AMERICAN BANK & TRUST		Town Fund	1001 Checking Am Bank- TF	120.94		87,890.33
Check	09/09/2021	11479	AMERICAN BANK & TRUST		Town Fund	1001 Checking Am Bank- TF	2,303.46		90,193.79
Check	09/09/2021	11479	AMERICAN BANK & TRUST		Town Fund	1001 Checking Am Bank- TF	2,424.40		92,618.19
Check	09/09/2021	11479	AMERICAN BANK & TRUST		Town Fund	1001 Checking Am Bank- TF	2,573.80		95,192.00
Check	09/09/2021	11479	AMERICAN BANK & TRUST		Town Fund	1001 Checking Am Bank- TF	2,765.04		97,957.04
Check	09/09/2021	11479	AMERICAN BANK & TRUST		Town Fund	1001 Checking Am Bank- TF	26.32		98,023.36
Check	09/09/2021	11479	AMERICAN BANK & TRUST		Town Fund	1001 Checking Am Bank- TF	2,791.98		100,815.34
Check	09/09/2021	11479	AMERICAN BANK & TRUST		Town Fund	1001 Checking Am Bank- TF	2,865.08		103,680.42
Check	09/09/2021	11479	AMERICAN BANK & TRUST		Town Fund	1001 Checking Am Bank- TF	73.70		103,754.12
Total 6230 Office Supplies							755.26	0.00	104,509.38
64 Commodities	09/09/2021	11479	AMERICAN BANK & TRUST		Town Fund	1001 Checking Am Bank- TF	120.94		104,630.32
Check	09/09/2021	11479	AMERICAN BANK & TRUST		Town Fund	1001 Checking Am Bank- TF	2,303.46		106,933.78
Check	09/09/2021	11479	AMERICAN BANK & TRUST		Town Fund	1001 Checking Am Bank- TF	2,424.40		109,358.18
Check	09/09/2021	11479	AMERICAN BANK & TRUST		Town Fund	1001 Checking Am Bank- TF	2,573.80		111,931.98
Check	09/09/2021	11479	AMERICAN BANK & TRUST		Town Fund	1001 Checking Am Bank- TF	2,765.04		114,697.02
Check	09/09/2021	11479	AMERICAN BANK & TRUST		Town Fund	1001 Checking Am Bank- TF	26.32		114,723.34
Check	09/09/2021	11479	AMERICAN BANK & TRUST		Town Fund	1001 Checking Am Bank- TF	2,791.98		117,515.32
Check	09/09/2021	11479	AMERICAN BANK & TRUST		Town Fund	1001 Checking Am Bank- TF	2,865.08		120,380.40
Check	09/09/2021	11479	AMERICAN BANK & TRUST		Town Fund	1001 Checking Am Bank- TF	73.70		120,454.10
Total 64 Commodities							755.26	0.00	121,209.36
6410 Equipment	09/09/2021	11479	AMERICAN BANK & TRUST		Town Fund	1001 Checking Am Bank- TF	120.94		121,330.30
Check	09/09/2021	11479	AMERICAN BANK & TRUST		Town Fund	1001 Checking Am Bank- TF	2,303.46		123,633.76
Check	09/09/2021	11479	AMERICAN BANK & TRUST		Town Fund	1001 Checking Am Bank- TF	2,424.40		126,058.16
Check	09/09/2021	11479	AMERICAN BANK & TRUST		Town Fund	1001 Checking Am Bank- TF	2,573.80		128,631.96
Check	09/09/2021	11479	AMERICAN BANK & TRUST		Town Fund	1001 Checking Am Bank- TF	2,765.04		131,397.00
Check	09/09/2021	11479	AMERICAN BANK & TRUST		Town Fund	1001 Checking Am Bank- TF	26.32		131,423.32
Check	09/09/2021	11479	AMERICAN BANK & TRUST		Town Fund	1001 Checking Am Bank- TF	2,791.98		134,215.30
Check	09/09/2021	11479	AMERICAN BANK & TRUST		Town Fund	1001 Checking Am Bank- TF	2,865.08		137,080.38
Check	09/09/2021	11479	AMERICAN BANK & TRUST		Town Fund	1001 Checking Am Bank- TF	73.70		137,154.08
Total 6410 Equipment							755.26	0.00	137,909.34
66 Miscellaneous Expenditures	09/09/2021	11479	AMERICAN BANK & TRUST		Town Fund	1001 Checking Am Bank- TF	120.94		138,030.28
Check	09/09/2021	11479	AMERICAN BANK & TRUST		Town Fund	1001 Checking Am Bank- TF	2,303.46		140,333.74
Check	09/09/2021	11479	AMERICAN BANK & TRUST		Town Fund	1001 Checking Am Bank- TF	2,424.40		142,758.14
Check	09/09/2021	11479	AMERICAN BANK & TRUST		Town Fund	1001 Checking Am Bank- TF	2,573.80		145,331.94
Check	09/09/2021	11479	AMERICAN BANK & TRUST		Town Fund	1001 Checking Am Bank- TF	2,765.04		148,096.98
Check	09/09/2021	11479	AMERICAN BANK & TRUST		Town Fund	1001 Checking Am Bank- TF	26.32		148,123.30
Check	09/09/2021	11479	AMERICAN BANK & TRUST		Town Fund	1001 Checking Am Bank- TF	2,791.98		150,915.28
Check	09/09/2021	11479	AMERICAN BANK & TRUST		Town Fund	1001 Checking Am Bank- TF	2,865.08		153,780.36
Check	09/09/2021	11479	AMERICAN BANK & TRUST		Town Fund	1001 Checking Am Bank- TF	73.70		153,854.06
Total 66 Miscellaneous Expenditures							755.26	0.00	154,609.32
6610 Community Development	09/09/2021	11479	AMERICAN BANK & TRUST		Town Fund	1001 Checking Am Bank- TF	120.94		154,730.26
Check	09/09/2021	11479	AMERICAN BANK & TRUST		Town Fund	1001 Checking Am Bank- TF	2,303.46		157,033.72
Check	09/09/2021	11479	AMERICAN BANK & TRUST		Town Fund	1001 Checking Am Bank- TF	2,424.40		159,458.12
Check	09/09/2021	11479	AMERICAN BANK & TRUST		Town Fund	1001 Checking Am Bank- TF	2,573.80		162,031.92
Check	09/09/2021	11479	AMERICAN BANK & TRUST		Town Fund	1001 Checking Am Bank- TF	2,765.04		164,796.96
Check	09/09/2021	11479	AMERICAN BANK & TRUST		Town Fund	1001 Checking Am Bank- TF	26.32		164,823.28
Check	09/09/2021	11479	AMERICAN BANK & TRUST		Town Fund	1001 Checking Am Bank- TF	2,791.98		167,615.26
Check	09/09/2021	11479	AMERICAN BANK & TRUST		Town Fund	1001 Checking Am Bank- TF	2,865.08		170,480.34
Check	09/09/2021	11479	AMERICAN BANK & TRUST		Town Fund	1001 Checking Am Bank- TF	73.70		170,554.04
Total 6610 Community Development							755.26	0.00	171,309.30
6620 Social Services	09/09/2021	11479	AMERICAN BANK & TRUST		Town Fund	1001 Checking Am Bank- TF	120.94		171,430.24
Check	09/09/2021	11479	AMERICAN BANK & TRUST		Town Fund	1001 Checking Am Bank- TF	2,303.46		173,733.70
Check	09/09/2021	11479	AMERICAN BANK & TRUST		Town Fund	1001 Checking Am Bank- TF	2,424.40		176,158.10
Check	09/09/2021	11479	AMERICAN BANK & TRUST		Town Fund	1001 Checking Am Bank- TF	2,573.80		178,731.90
Check	09/09/2021	11479	AMERICAN BANK & TRUST		Town Fund	1001 Checking Am Bank- TF	2,765.04		181,496.94
Check	09/09/2021	11479	AMERICAN BANK & TRUST		Town Fund	1001 Checking Am Bank- TF	26.32		181,523.26
Check	09/09/2021	11479	AMERICAN BANK & TRUST		Town Fund	1001 Checking Am Bank- TF	2,791.98		184,315.24
Check	09/09/2021	11479	AMERICAN BANK & TRUST		Town Fund	1001 Checking Am Bank- TF	2,865.08		187,180.32
Check	09/09/2021	11479	AMERICAN BANK & TRUST		Town Fund	1001 Checking Am Bank- TF	73.70		187,254.02
Total 6620 Social Services							755.26	0.00	188,009.28
6620 Similar Citizen Services	09/09/2021	11479	AMERICAN BANK & TRUST		Town Fund	1001 Checking Am Bank- TF	120.94		188,130.22
Check	09/09/2021	11479	AMERICAN BANK & TRUST		Town Fund	1001 Checking Am Bank- TF	2,303.46		190,433.68
Check	09/09/2021	11479	AMERICAN BANK & TRUST		Town Fund	1001 Checking Am Bank- TF	2,424.40		192,858.08
Check	09/09/2021	11479	AMERICAN BANK & TRUST		Town Fund	1001 Checking Am Bank- TF	2,573.80		195,431.88
Check	09/09/2021	11479	AMERICAN BANK & TRUST		Town Fund	1001 Checking Am Bank- TF	2,765.04		198,196.92
Check	09/09/2021	11479	AMERICAN BANK & TRUST		Town Fund	1001 Checking Am Bank- TF	26.32		198,223.24
Check	09/09/2021	11479	AMERICAN BANK & TRUST		Town Fund	1001 Checking Am Bank- TF	2,791.98		201,015.22
Check	09/09/2021	11479	AMERICAN BANK & TRUST		Town Fund	1001 Checking Am Bank- TF	2,865.08		203,880.30
Check	09/09/2021	11479	AMERICAN BANK & TRUST		Town Fund	1001 Checking Am Bank- TF	73.70		203,954.00
Total 6620 Similar Citizen Services							755.26	0.00	204,709.26
6620 Senior Citizen Services	09/09/2021	11479	AMERICAN BANK & TRUST		Town Fund	1001 Checking Am Bank- TF	120.94		204,830.20
Check	09/09/2021	11479	AMERICAN BANK & TRUST		Town Fund	1001 Checking Am Bank- TF	2,303.46		207,133.66

South Rock Island Township
General Ledger - Unaudited

As of September 30, 2021

Type	Date	Num	Name	Memo	Class	Split	Debit	Credit	Balance
6530 Youth & Youth Ed									3,200.00
Total 6530 Youth & Youth Ed									3,200.00
6640 Programs/Events GS									684.84
Check	08/05/2021	11479	AMERICAN BANK & TRUST	6640 TFI Program & events food for staff/volunteers for outside gateway	Town Fund	1001 Checking/Am. Bank- TF	114.84		1,009.78
Check	09/09/2021	11479	AMERICAN BANK & TRUST	6640 TFI Program & events food for staff/volunteers for outside gateway	General Assistance	1001 Checking/Am. Bank- TF	50.00		859.78
Check	09/09/2021	11479	AMERICAN BANK & TRUST	6640 TFI Program & events food for staff/volunteers for outside gateway	Town Fund	1001 Checking/Am. Bank- TF	89.97		1,049.76
Check	09/09/2021	11479	AMERICAN BANK & TRUST	6640 TFI Program & events food for staff/volunteers for outside gateway	Town Fund	1001 Checking/Am. Bank- TF	49.00		1,185.63
Total 6640 Programs/Events GS							290.79	0.00	1,185.63
Total 66 - Miscellaneous Expenditures							3,290.79	0.00	16,895.86
Total ADMIN & EXPENDITURES							34,470.44	20.00	215,973.74
HOME RELIEF									8,517.25
6760 General Assistance									8,517.25
Check	08/05/2021	11479	AMERICAN BANK & TRUST	6700 GA/Plants for client	General Assistance	1001 Checking/Am. Bank- TF	53.13		8,570.38
Check	09/13/2021	12427	MIDAMERICAN ENERGY	6700 GA/Utility GA22873	General Assistance	1101 Checking/Am. Bank- CA	58.00		8,628.38
Check	09/15/2021	12428	Two Rivers Post	6700 GA/Plants GA22876	General Assistance	1101 Checking/Am. Bank- CA	50.00		8,678.38
Check	09/15/2021	12429	Two Rivers Post	6700 GA/Plants GA22876	General Assistance	1101 Checking/Am. Bank- CA	50.00		8,728.38
Check	09/20/2021	12430	Two Rivers Post	6700 GA/Plants GA22876	General Assistance	1101 Checking/Am. Bank- CA	50.00		8,778.38
Check	09/20/2021	12431	Treasure Chest	6700 GA/ Misc / voucher GA22875	General Assistance	1101 Checking/Am. Bank- CA	50.00		8,828.38
Check	09/27/2021	12434	Metrolink	6700 GA/ October monthly pass/ Invoice #22837	General Assistance	1101 Checking/Am. Bank- CA	176.00		8,998.38
Check	09/27/2021	12434	ROCK ISLAND COUNTY COLLECTOR	6700 GA/Property Taxes GA22885	General Assistance	1101 Checking/Am. Bank- CA	312.00		9,310.38
Check	09/29/2021	12436	JAMES WIBORG	6700 GA/ Shelter/ GA22879	General Assistance	1101 Checking/Am. Bank- CA	1,250.97	0.00	7,250.98
Total 6700 General Assistance							1,250.97	0.00	7,250.98
6720 Emergency Assistance									288.25
Total 6720 Emergency Assistance									288.25
6730 Catastrophic Health Ins.									2,015.00
Total 6730 Catastrophic Health Ins.									2,015.00
6740 Employment Relief									261.59
Total 6740 Employment Relief									261.59
Total HOME RELIEF							1,250.97	0.00	9,806.22
TOTAL							179,008.26	179,008.26	0.00



4330 11th St.
Rock Island, Illinois 61201
Web: www.sritownship.net
Email: srit@sritownship.net

Approved Audit Bills and Transfers for 10/25/2021 Meeting

TF Deposit Totals	\$117,157.70
Preapproved TF Bills and Transfers	\$53,650.81
Pending TF Bills to be Approved	\$0.00
Total TF Bills and Transfers	\$53,650.81
GA Deposit Totals	\$17,649.10
Total GA Bills and Transfers	\$15,640.23
Total (TF & GA) Bills and Transfers	\$69,291.04

10/25/2021 Board Meeting

Town of...

Relief Fund

TR Pending Bills

Deposits	\$	92,597.35
	\$	80.00
	\$	800.75
	\$	233.61
	\$	1,170.00
	\$	14,552.46
	\$	7,723.53
Total	\$	117,157.70

Deposits	\$	17,562.47
	\$	86.63
Total	\$	17,649.10

Total	\$	-
--------------	----	---

Expenditures	\$	164.45
	\$	290.00
	\$	1,123.26
	\$	700.00
	\$	58.76
	\$	61.08
	\$	750.00
	\$	29.90
	\$	64.00
	\$	2,594.09
	\$	559.00
	\$	17,562.47
	\$	1,978.05
	\$	5,321.80
	\$	473.09
	\$	6,957.30
	\$	364.57
	\$	171.48
	\$	80.00
	\$	330.00
	\$	198.00
	\$	3,038.32
	\$	70.00
	\$	509.40
	\$	1,071.70
	\$	295.00
	\$	3,000.00
	\$	2,667.70
	\$	158.98
	\$	68.38
	\$	678.44
	\$	100.00
	\$	72.16
	\$	2,089.43
Total	\$	53,650.81

Expenditures	\$	60.00
	\$	181.28
	\$	20.00
	\$	176.00
	\$	80.00
	\$	800.75
	\$	20.00
	\$	312.00
	\$	1,056.25
	\$	1,778.56
	\$	600.00
	\$	58.00
	\$	7,723.53
	\$	582.99
	\$	322.00
	\$	1,868.87
Total	\$	15,640.23


TOWN FUND
Approved Claims - Board of Trustees

State of Illinois)
Town of South Rock Island)

October 25, 2021


We, the undersigned, comprising the Board of Township Trustees of said Township, having duly met at the Township Clerk's office October 25, 2021 for the purpose of auditing town accounts, do hereby certify that the following claims or demands against said town were presented, and examined, were allowed at said meeting, to-witness:


In Witness Whereof, we, the members of said Board of Township Trustees, have hereunto set our hands, on October 25, 2021.





Devin Camemi

Attest Town Clerk









South Rock Island Township

10/20/2021 11:23 AM

Register: 1001 Checking/ Am. Bank- TF

From 09/21/2021 through 10/18/2021

Sorted by: Date, Type, Number/Ref

Date	Number	Payee	Account	Memo	Payment	C	Deposit	Balance
09/22/2021	11482	DELTA DENTAL O...	-split-	6020/HlthIns/T...	164.45	X		549,524.11
09/22/2021	11483	HUGHES TELEPH...	ADMIN & EXPENDI...	6110/TF/ Main...	290.00	X		549,234.11
09/22/2021	HTPR92...	INTERNAL REVEN...	-split-	To record 9/15/...	1,123.26	X		548,110.85
09/27/2021			-split-	Deposit		X	92,597.35	640,708.20
09/27/2021	11484	Always Clean, LLC	-split-	6110/ TF/ Buil...	700.00			640,008.20
09/27/2021	11485	OFFICE MACHINE ...	-split-	6130/ TF/ Com...	58.76	X		639,949.44
09/27/2021	11486	Stericycle	-split-	6310/TF/ Misc...	61.08			639,888.36
09/27/2021	11487	MEDIACOM	-split-	6190/Phone/TF...	750.00			639,138.36
09/28/2021	11488	MOLINE DISPATC...	-split-	6170/ TF/ Publ...	29.90			639,108.46
09/28/2021	11489	NCPERS Group Life...	-split-	3372/Assr/TF/...	64.00			639,044.46
09/28/2021	HT 212202		1101 Checking/ Am. B...	To adjust transf...		X	80.00	639,124.46
09/28/2021			1101 Checking/ Am. B...	Funds Transfer ...		X	800.75	639,925.21
09/29/2021	auto	IMRF	3360 Acrd IMRF	3308-0(Part)/6...	2,594.09	X		637,331.12
09/29/2021	11490	OFFICE MACHINE ...	-split-	6130/ TF/ GA/ ...	559.00			636,772.12
09/29/2021			1101 Checking/ Am. B...	Funds Transfer ...	17,562.47	X		619,209.65
09/30/2021			5020 Interest Income	Interest		X	233.61	619,443.26
09/30/2021	HT PR93...		ADMIN & EXPENDI...	To record 9302...	1,978.05	X		617,465.21
09/30/2021	HT PR93...		ADMIN & EXPENDI...	To record 9302...	5,321.80	X		612,143.41
10/01/2021	11491	CITY OF ROCK ISL...	-split-	6060/ TF/GA/ ...	473.09			611,670.32
10/04/2021	11492	QC Press	-split-	6160/6170/ TF/...	6,957.30			604,713.02
10/04/2021	11493	MIDAMERICAN E...	-split-	6220//TF/GA/ ...	364.57			604,348.45
10/05/2021	auto	HUGHES TELEPH...	-split-	6190/TF/Telep...	171.48			604,176.97
10/05/2021	11494	Hoffman & Tranel, PC	-split-	6100/ TF/ Acct...	80.00			604,096.97
10/05/2021	11495	Augustana Web Guild	ADMIN & EXPENDI...	6130/TF/ Com...	330.00			603,766.97
10/05/2021	11496	TOWNSHIP OFFICI...	-split-	6200/TF/ Trave...	198.00			603,568.97
10/06/2021			-split-	Deposit			1,170.00	604,738.97
10/06/2021			5010 Replacement Tax	Deposit			14,552.46	619,291.43
10/06/2021	efits	INTERNAL REVEN...	-split-		3,038.32			616,253.11
10/06/2021	11497	Kenney's Pest Control	ADMIN & EXPENDI...	6110/BldgMai...	70.00			616,183.11
10/12/2021	11498	PER MAR SECURI...	-split-	6120/ Bldg Sct...	509.40			615,673.71
10/12/2021	11499	AMERICAN BANK ...	-split-	Credit Card/Mi...	1,071.70			614,602.01
10/12/2021	11500	Hoffman & Tranel, PC	-split-	6100/ TF/ Acct...	295.00			614,307.01
10/12/2021	11501	HY-VEE FOOD ST...	ADMIN & EXPENDI...	6620/ TF/ Seni...	3,000.00			611,307.01
10/13/2021	auto	UHS Premium Billing	-split-	6020/HlthIns/T...	2,667.70			608,639.31
10/13/2021	11502	Hungry Hobo	ADMIN & EXPENDI...	6640/TF/ Progr...	158.98			608,480.33
10/13/2021	11503	OFFICE MACHINE ...	-split-	6130/ ASSR/ C...	68.38			608,411.95
10/13/2021			1101 Checking/ Am. B...	Funds Transfer ...			7,723.53	616,135.48
10/15/2021	ach	ILLINOIS DEPART...	3340 Acrd IL W/H Tax...		678.44			615,457.04
10/15/2021	11504	Kelley Waste	-split-	6110/ TF/ Buil...	100.00			615,357.04
10/15/2021	11505	HY-VEE FOOD ST...	ADMIN & EXPENDI...	6610/TF/ Progr...	72.16			615,284.88

South Rock Island Township

10/20/2021 11:23 AM

Register: 1001 Checking/ Am. Bank- TF

From 09/21/2021 through 10/18/2021

Sorted by: Date, Type, Number/Ref

Date	Number	Payee	Account	Memo	Payment C	Deposit	Balance
10/15/2021	HTPR10...		ADMIN & EXPENDI...	To record 1015...	2,089.43		613,195.45
10/15/2021	HTPR10...		ADMIN & EXPENDI...	To record 1015...			613,195.45

RELIEF FUND
Approved Claims - Board of Trustees

State of Illinois)
Town of South Rock Island)





October 25, 2021

We, the undersigned, comprising the Board of Township Trustees of said Township, having duly met at the Township Clerk's office October 25, 2021 for the purpose of auditing town accounts, do hereby certify that the following claims or demands against said town were presented, and examined, were allowed at said meeting, to-witness:

In Witness Whereof, we, the members of said Board of Township Trustees, have hereunto set our hands, on October 25, 2021.



Attest Town Clerk

South Rock Island Township

10/20/2021 11:23 AM

Register: 1101 Checking/ Am. Bank- GA

From 09/21/2021 through 10/18/2021

Sorted by: Date, Type, Number/Ref

Date	Number	Payee	Account	Memo	Payment	C	Deposit	Balance
09/27/2021	12431	MetroLINK	HOME RELIEF:6700 ...	6700// GA/ Oct...	60.00			211,682.60
09/27/2021	12432	Katie Miller	-split-	6200/ GA / Tra...	181.28			211,501.32
09/27/2021	12433	GRACE DIAZ SHIRK	-split-	6200/ GA/ Tra...	20.00	X		211,481.32
09/27/2021	12434	ROCK ISLAND CO...	-split-	6700/GA/Prop...	176.00	X		211,305.32
09/28/2021	HT 212202		1001 Checking/ Am. B...	To adjust transf...	80.00	X		211,225.32
09/28/2021			1001 Checking/ Am. B...	Funds Transfer ...	800.75	X		210,424.57
09/29/2021	12435	Kathy Wilden	-split-	6200/ GA Trav...	20.00			210,404.57
09/29/2021	12436	JAMES WIBORG	HOME RELIEF:6700 ...	6700/ GA/ Shel...	312.00			210,092.57
09/29/2021	12437	MOLINE DISPATC...	-split-	6170/TF/GA P...	1,056.25			209,036.32
09/29/2021			1001 Checking/ Am. B...	Funds Transfer ...		X	17,562.47	226,598.79
09/30/2021			5020 Interest Income	Interest		X	86.63	226,685.42
09/30/2021	HT PR93...		ADMIN & EXPENDI...	To record 9302...	1,778.56	X		224,906.86
10/04/2021	12438	Two Rivers Point	HOME RELIEF:6720 ...	6720/ EA /Rent...	600.00			224,306.86
10/13/2021	12439	MIDAMERICAN E...	HOME RELIEF:6700 ...	6700/ GA/ Util...	58.00			224,248.86
10/13/2021			1001 Checking/ Am. B...	Funds Transfer ...	7,723.53			216,525.33
10/15/2021	12440	HY-VEE FOOD ST...	HOME RELIEF:6700 ...	GA/6700/ Misc...	582.99			215,942.34
10/15/2021	12441	Sherri LaGrow (Diste...	HOME RELIEF:6700 ...	6700/ GA / She...	322.00			215,620.34
10/15/2021	HTPR10...		ADMIN & EXPENDI...	To record 1015...	1,868.87			213,751.47

SOUTH ROCK ISLAND School Choice Week

WHEREAS all children in SOUTH ROCK ISLAND should have access to the highest-quality education possible; and,

WHEREAS SOUTH ROCK ISLAND recognizes the important role that an effective education plays in preparing all students in SOUTH ROCK ISLAND to be successful adults; and,

WHEREAS quality education is critically important to the economic vitality of SOUTH ROCK ISLAND; and,

WHEREAS SOUTH ROCK ISLAND is home to a multitude of high quality public and nonpublic schools from which parents can choose for their children, in addition to families who educate their children in the home; and

WHEREAS, educational variety not only helps to diversify our economy, but also enhances the vibrancy of our community; and,

WHEREAS SOUTH ROCK ISLAND has many high-quality teaching professionals in all types of school settings who are committed to educating our children; and,

WHEREAS, School Choice Week is celebrated across the country by millions of students, parents, educators, schools and organizations to raise awareness of the need for effective educational options;

NOW, THEREFORE, I, Grace Shirk do hereby recognize January 23 – 29, 2022 as SOUTH ROCK ISLAND School Choice Week, and I call this observance to the attention of all of our citizens.

**SOUTH ROCK ISLAND TOWNSHIP
RESOLUTION
RE: SETTING THE TOWNSHIP BOARD MEETING SCHEDULE FOR 2022**

WHEREAS, the Open Meetings Act, 5 ILCS 120/2.03, provides that each public body in Illinois must prepare and make available a schedule of all regular meetings for the calendar or fiscal year, listing the times and places of meetings. Regular meetings shall be held on the last working Monday of each month unless changes are made to accommodate holiday schedules.

South Rock Island Township may schedule other special meetings, emergency meetings and reconvened meetings as deemed necessary and as allowed by the law pursuant to Section 2.02 of the Open Meetings Act, 5 ILCS 120/2.01, in addition to any amendments or other modifications of the regular meeting date schedule.


THEREFORE, BE IT RESOLVED, that all regular meetings unless otherwise notified shall begin at 4:15 p.m. at South Rock Island Township Hall, 4330 11th St, Rock Island, IL, for the calendar year of 2022 as follows:

January 31, 2022
February 28, 2022
March 28, 2022
April 25, 2022
May 23, 2022
June 27, 2022
July 25, 2022
August 29, 2022
September 26, 2022
October 24, 2022
November 28, 2022
December 19, 2022

The Annual Town Meeting shall begin at 6:01 pm on Tuesday, April 12, 2022

DONE IN OPEN MEETING THIS 25th DAY OF OCTOBER 2021

APPROVED:


Grace Diaz Shirk, Supervisor

ATTEST: 
Nick Camlin, Town Clerk

2022 Holiday Schedule

December 31, 2021	New Year's Day Holiday
January 17	Martin Luther King Jr. Day
February 21	President's Day
April 15	Good Friday
May 30	Memorial Day
June 20	Juneteenth
July 04	Independence Day
September 5	Labor Day
October 10	Columbus Day
November 11	Veteran's Day
November 24 & 25	Thanksgiving Holiday
December 23 & 26	Christmas Holiday

As I thank you for all you do all employees will get their birthday off.

**** Holiday Schedules are subject to change**

Established: 10/25/2021